सत्यमेव जयते
Government of India

MONTHLY STATISTICAL REPORT

MINISTRY OF COAL

February 2022

O/o Deputy Director General

A-Wing, 5th Floor, Lok Nayak Bhavan,
Lok Nayak Bhavan, New Delhi-110003.

Preface

The Monthly Coal Statistics for the month of February 2022 is placed below. Ministry of Coal gets various reports/returns from CIL along with its Subsidiaries, SCCL and NLCIL, Monthly DO Letters from CMDs of all Companies to the Secretary (Coal) and monthly production and dispatch information of Captive Block and Lignite Block from CCO. Based on these sources, compilation has been made for the use of various stakeholders.

It is informed that all the information provided in the report is provisional.

Table of Contents

S. No	Chapter Name	Table	Page
1	All India Production & Despatch	Coal Production	1
		State-wise Coal Production	2
		Over Burden Removal (OBR)	3
		Coal Despatch	4
		Sector-wise Coal Despatch	5
		Lignite Production & Despatch	6
		Coal Production By "Others"	7-9
2	Analysis of Big Mines of CIL	Production of Big Mines of CIL	10-25
		OBR Analysis of Big Mines of CIL	26-41
3	Exploration	Drilling Performance	42
4	Performance of Coal PSUs	Production Status	43-46
		Productivity	47-49
		HEMM Performance	50-51
		OBR Status	52-53
		Mode-Wise Coal Despatch	54-56
		Sector-Wise Coal Despatch	56-59
		Vendible Stock Position	60
5	Performance of NLCIL	Lignite Production Status	61
		Status of Power Production	61
		Productivity in Lignite Mining and Power	61
		OBR Status	62
		HEMM Performance	62
		Power and Lignite Sales	62
6	Financial Performance	Capital Expenditure Status	63
		Manpower Position	64
		Sundry Debtors Status	65
		Age-wise Debtors	66
		Auction Status of Coal in CIL	67-71
7	Electricity Generation	Electricity Generation and Coal Consumption	72
8	Coal Import	Coal Import information	73-83
9	Major Ongoing Projects	CIL	84-88
		NLCIL	89-96
		SCCL	97-114

ALL Coal production & Despatch

Coal Production status in Feb 2022

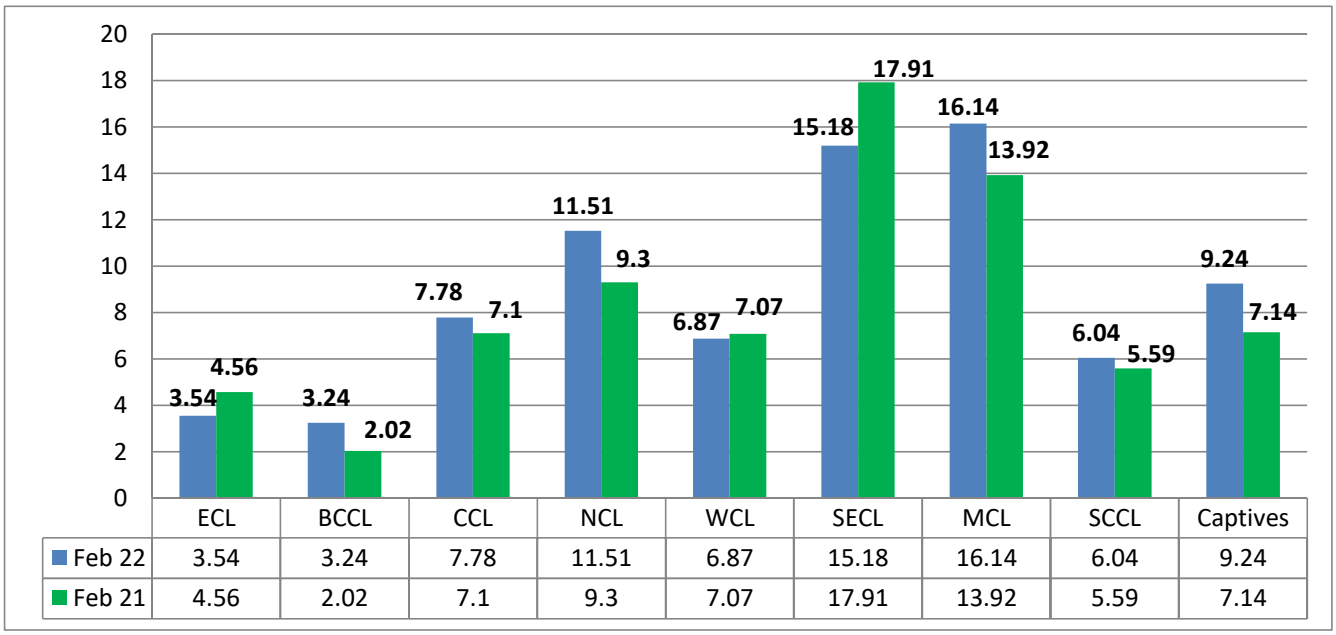

Coal Production *Fig. in MT*

Sl No	Subs	Monthly Target	Production during Feb				Coal Production Upto Feb		
			FY 22	Achvt.(%)	FY 21	Growth (%) M-o-M	FY 22	FY 21	Growth (%) Y-o-Y
1	ECL	5.50	3.54	64.36	4.56	-22.37	28.31	39.00	-27.41
2	BCCL	3.22	3.24	100.62	2.02	60.40	26.59	21.87	21.58
3	CCL	8.57	7.78	90.78	7.10	9.58	57.64	53.88	6.98
4	NCL	11.39	11.51	101.05	9.30	23.76	109.94	103.93	5.78
5	WCL	8.53	6.87	80.54	7.07	-2.83	47.45	41.90	13.25
6	SECL	20.14	15.18	75.37	17.91	-15.24	121.85	124.17	-1.87
7	MCL	15.07	16.14	107.10	13.92	15.95	150.60	130.30	15.58
CIL		**72.41**	**64.26**	**88.74**	**61.87**	**3.86**	**542.38**	**515.08**	**5.30**
9	SCCL	5.92	6.04	102.03	5.59	**8.05**	58.58	44.20	32.53
10	Captives		9.24		7.14	29.41	80.55	61.22	31.57
Grand Total			**79.54**		**74.60**	**6.62**	**681.51**	**620.50**	**9.83**

1.1 77.69 % of coal have been produced in Odisha, MP, CG & JH during Feb 2022.

State-wise Coal Production status in Feb 2022

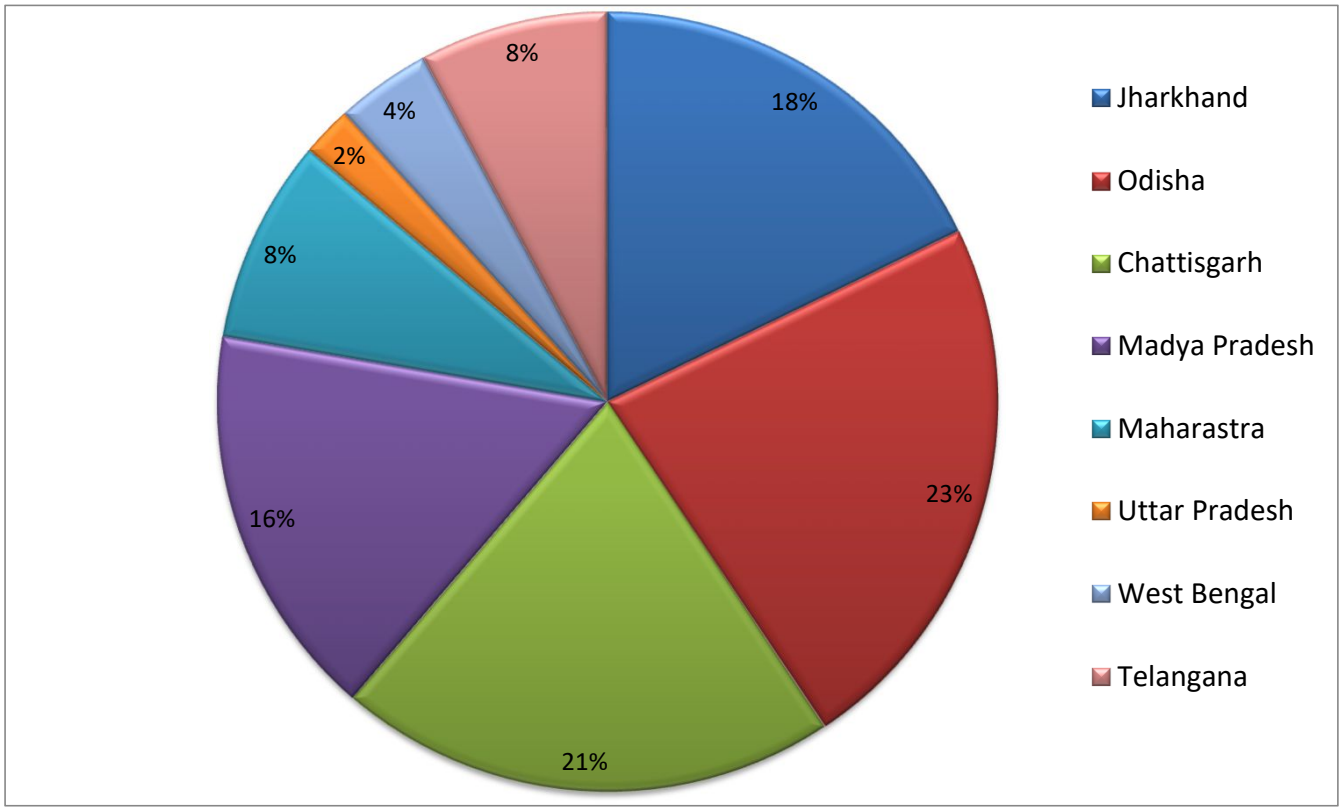

Table 1.1a: State-wise Coal Production *Fig. in MT*

Sl No	State	Production during Feb			Production upto Feb		
		FY 22	FY 21	Growth (%) M-o-M	FY 22	FY 21	Growth (%) Y-o-Y
1	Jharkhand	14.16	12.55	12.80	111.97	107.49	4.16
2	Odisha	18.16	14.71	23.42	165.30	135.58	21.92
3	Chattisgarh	16.46	19.03	-13.51	131.62	130.92	0.53
4	Madya Pradesh	13.03	11.12	17.13	124.60	119.60	4.18
5	Maharastra	6.73	6.80	-1.04	45.94	39.33	16.82
6	Uttar Pradesh	1.66	1.34	24.25	16.29	15.47	5.29
7	West Bengal	3.14	3.31	-5.23	25.15	26.02	-3.35
8	Assam	0.00	0.00		0.00	0.04	-100.00
9	Telangana	6.22	5.78	7.52	60.62	46.04	31.66
10	Jammu & Kashmir	0.00	0.00	0.00	0.02	0.01	72.73
	Grand Total	**79.54**	**74.60**	**6.63**	**681.51**	**620.50**	**9.83**

s

OBR status in Feb 2022

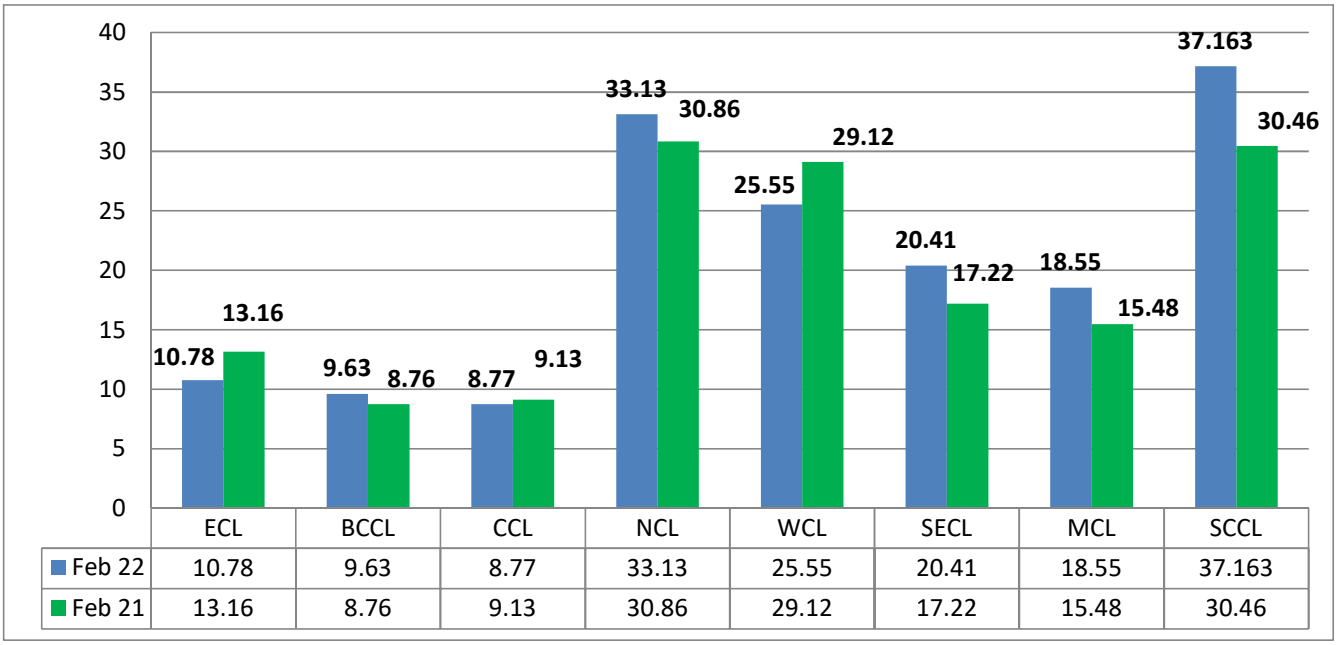

Table 1.2: Summary of OBR *Fig. in M.Cum*

Sl No	Subs	Monthly Target	OBR during Feb				OBR Upto Feb		
			FY 22	Achvt.(%)	FY 21	Growth (%) M-o-M	FY 22	FY 21	Growth (%) Y-o-Y
1	ECL	16.32	10.78	66.05	13.16	-18.09	107.44	125.90	-14.66
2	BCCL	10.16	9.63	94.78	8.76	9.93	95.68	94.52	1.23
3	CCL	10.00	8.77	87.70	9.13	-3.94	90.83	94.59	-3.98
4	NCL	33.05	33.13	100.24	30.86	7.36	328.38	348.03	-5.65
5	WCL	29.7	25.55	86.03	29.12	-12.26	245.87	225.94	8.82
6	SECL	21.28	20.41	95.91	17.22	18.52	175.56	181.03	-3.02
7	MCL	16.8	18.55	110.42	15.48	19.83	187.06	157.91	18.46
CIL		**137.31**	**126.94**	**92.45**	**123.73**	2.59	**1230.96**	**1228.46**	**0.20**
9	SCCL	37.60	37.16	98.83	30.46	22.01	346.18	288.50	19.99
Grand Total		**174.91**	**164.10**	**93.82**	**154.19**	**6.43**	**1577.14**	**1516.96**	**3.97**

Coal Despatch Status during Feb 2022

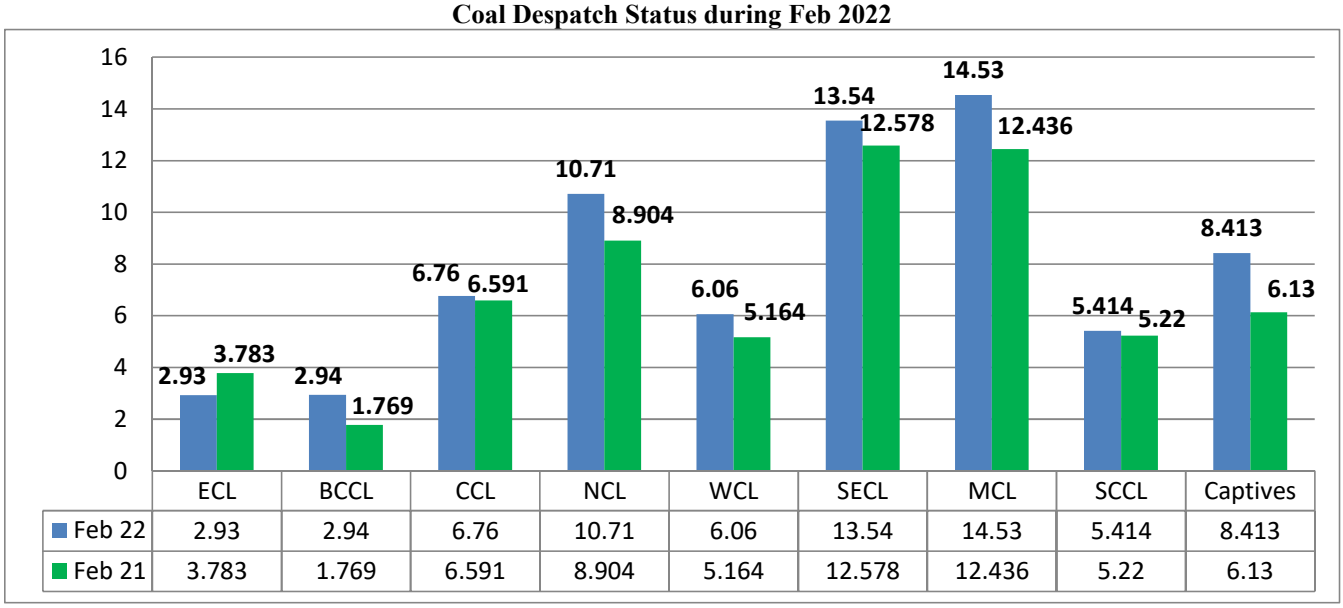

Table 1.3: Summary of Coal Despatch *Fig. in MT*

Sl No	Subs	Monthly Target	Coal Despatch during Feb				Coal Despatch upto Feb		
			FY 22	Achvt.(%)	FY 21	Growth (%) M-o-M	FY 22	FY 21	Growth (%) Y-o-Y
1	ECL	3.08	2.93	95.13	3.78	-22.55	32.34	36.89	-12.33
2	BCCL	2.94	2.94	100.00	1.77	66.20	28.93	20.40	41.81
3	CCL	6.58	6.76	102.74	6.59	2.56	64.66	57.66	12.14
4	NCL	10.78	10.71	99.35	8.90	20.28	114.35	97.82	16.90
5	WCL	5.88	6.06	103.06	5.16	17.35	57.88	43.86	31.96
6	SECL	13.58	13.54	99.71	12.58	7.65	141.38	124.49	13.57
7	MCL	15.96	14.53	91.04	12.44	16.84	160.39	132.05	21.46
CIL		**58.80**	**57.47**	97.74	**51.22**	**12.21**	**599.92**	**513.26**	**16.88**
9	SCCL	5.82	5.41	93.02	5.22	3.72	59.59	42.6	39.88
10	Captives		8.41		6.13	37.24	81.53	60.35	35.09
Grand Total			**71.30**		**62.57**	**13.96**	**741.04**	**616.21**	**20.26**

1.4 India's coal despatch to Power utilities increased by 20.62 % to 59.95 MT during Feb 2022 as compared to 49.70 MT during Feb 2021.

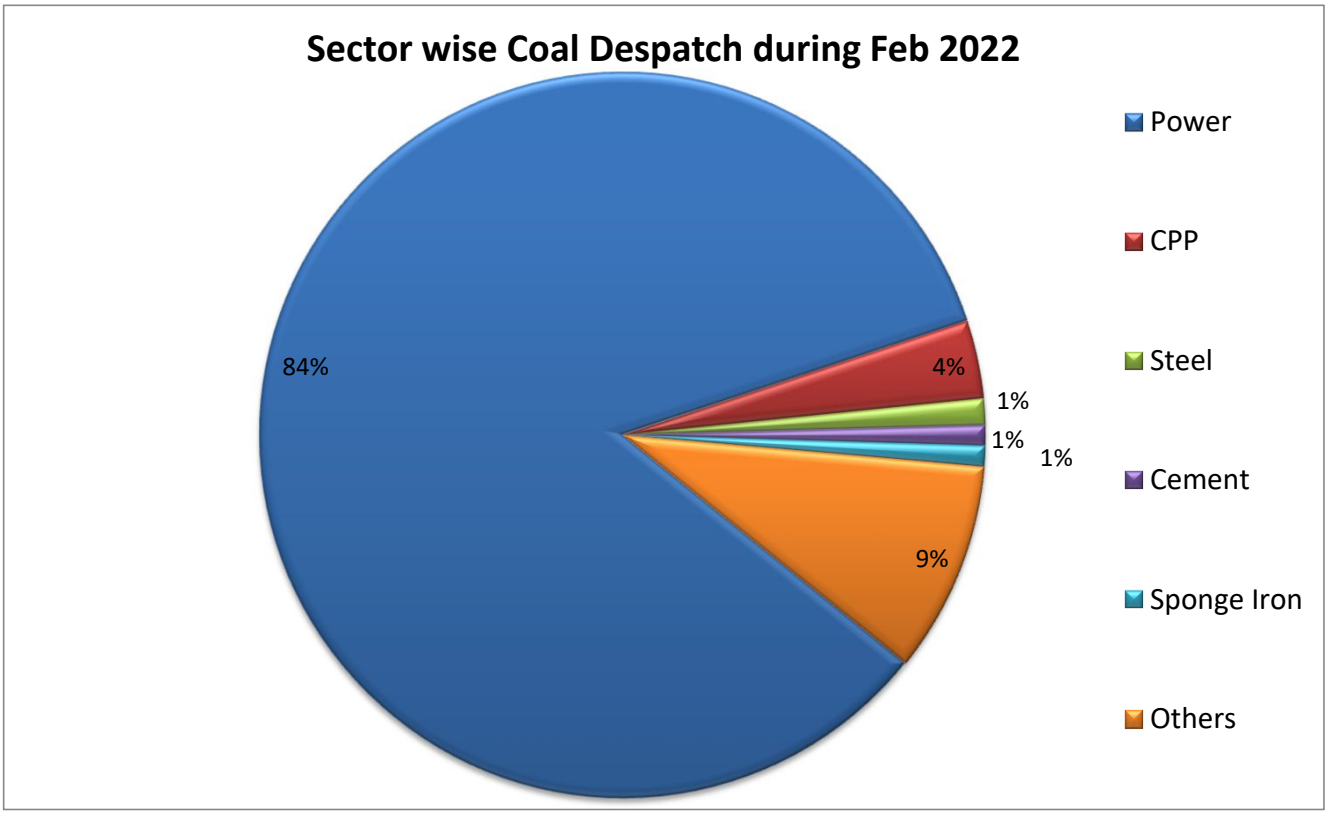

Table 1.4: Coal Despatch to Different Sectors *Fig. in MT*

Sl No	Sector/Utilities	Coal Despatch during Feb			Coal Despatch upto Feb		
		FY 22	FY 21	Growth (%) M-o-M	FY 22	FY 21	Growth (%) Y-o-Y
1	Power utilities	59.95	49.70	20.62	612.28	486.10	25.96
2	CPP	2.48	3.59	-30.91	32.66	41.76	-21.78
3	Steel	0.84	0.62	35.27	7.18	7.77	-7.57
4	Cement	0.63	0.73	-13.52	6.77	6.07	11.54
5	Sponge	0.66	0.87	-23.82	7.46	8.52	-12.48
6	Others	6.74	7.07	-4.70	74.68	65.98	13.18
	Grand Total	**71.30**	**62.58**	**13.92**	**741.04**	**616.20**	**20.26**

Table 1.5: Summary of Lignite Production *Fig. in MT*

Sl No	Company	Production during Feb			Production Upto Feb		
		FY 22	FY 21	Growth (%) M-o-M	FY 22	FY 21	Growth (%) Y-o-Y
1	NLCIL	2.51	2.00	25.19	21.26	16.22	31.04
2	GMDCL	0.77	0.80	-3.87	7.61	5.14	47.92
3	GIPCL	0.37	0.33	12.12	2.55	3.17	-19.65
4	RSMML	0.16	0.12	33.61	1.83	0.71	158.33
5	BLMCL	0.58	0.44	31.88	5.45	5.28	3.22
6	GHCL	0.01	0.00		0.08	0.03	
7	VS Lignite	0.06	0.06	-6.45	0.87	0.91	-4.06
8	GSPL	0.16			1.61		
	Grand Total	**4.61**	**3.77**	**22.41**	**41.24**	**31.46**	**31.10**

Table 1.6: Summary of Lignite Despatch *Fig. in MT*

Sl No	Company	Despatch during Feb			Despatch upto Feb		
		FY 22	FY 21	Growth (%) M-o-M	FY 22	FY 21	Growth (%) Y-o-Y
1	NLCIL	2.21	1.99	10.80	24.55	17.29	41.97
2	GMDCL	0.77	0.80	-3.87	7.61	5.14	47.92
3	GIPCL	0.37	0.33	12.12	2.55	3.17	-19.65
4	RSMML	0.16	0.12	33.61	1.83	0.71	158.33
5	BLMCL	0.39	0.44	-9.86	5.23	5.65	-7.49
6	GHCL	0.01	0.02		0.07	0.04	47.73
7	VS Lignite	0.07	0.06	6.45	0.85	0.84	1.30
8	GSPL	0.18			1.67		
	Grand Total	**4.16**	**3.76**	**10.69**	**44.35**	**32.85**	**35.01**

Table 1.1 (A): Details of Coal Production By "Others"

Fig. in MT

Name of Coal Block/Company	Prod. during Feb			Prod. upto Feb		
	FY 22	FY 21	Growth(%) M-o-M	FY 22	FY 21	Growth(%) Y-o-Y
JKML	0.00	0.00	*0.00*	0.01	0.01	*-9.09*
DVC	0.00	0.00		0.00	0.00	
IISCOCJ	0.01	0.00	*300.00*	0.05	0.09	*-44.44*
IISCOR	0.00	0.02	*-93.33*	0.02	0.09	*-77.01*
JSMDCL	0.00	0.02	*-88.89*	0.02	0.08	*-74.68*
TATA	0.41	0.44	*-6.58*	4.27	5.31	*-19.53*
NTPC/Pakri Barwadih	0.87	0.68	*27.02*	7.50	6.25	*20.00*
CESC / Sarshatali	0.09	0.21	*-58.29*	1.55	1.90	*-18.25*
GMR-Talabira -I	0.00	0.00		0.00	0.00	
HIL-Gare Palma IV/5	0.00	0.00		0.00	0.00	
BALCO / Chotia	0.00	0.00		0.00	0.00	
BALCO / Chotia-II	0.00	0.00		0.00	0.00	*-100.00*
HIL-Gare Palma IV/4	0.05	0.02	*136.84*	0.54	0.24	*128.81*
SIL / Belgaon	0.02	0.02	*17.65*	0.15	0.05	*194.12*
HIL/Kathautia	0.06	0.00		0.32	0.05	*595.65*
SAIL/Tasra	0.00	0.00		0.00	0.00	
SPL / Moher & Amlohori Extn.	1.95	1.80	*8.26*	16.78	16.71	*0.39*
RRVUNL / PEKB	1.40	1.78	*-21.06*	13.50	13.10	*3.07*
JPVL / Amelia (North)	0.11	0.16	*-30.00*	2.80	2.64	*6.18*
RCCPL/ Sial Ghogri	0.03	0.02	*66.67*	0.17	0.16	*4.29*
TUML / Marki Mangli - I	0.02	0.01	*150.00*	0.15	0.09	*61.29*
WBPDCL/Barjora	0.03	0.08	*-56.00*	0.07	0.17	*-58.08*
TSGENCO/Tadicherla-I	0.18	0.15	*22.67*	2.04	1.84	*10.81*
OCL/Ardhagram Coal Mine	0.00	0.00		0.00	0.00	
Ambuja Cement Ltd / GP IV/8	0.12	0.00		0.86	0.17	*408.88*
NTPC / Dulanga	0.60	0.38	*58.27*	4.58	2.63	*73.95*
WBPDCL/Barjora North	0.09	0.14	*-34.81*	1.00	0.67	*50.38*
OCPL/Manoharpur	0.59	0.31	*88.78*	4.45	1.38	*222.23*
NTPC/Talaipalli	0.00	0.10	*-100.00*	0.40	0.70	*-43.18*
WBPDCL/Pachwara North	0.76	0.38	*99.21*	8.31	3.66	*127.24*
WBPDCL/Gangaramchak-	0.27	0.23	*20.80*	0.95	0.54	*76.58*
Talabira II & III	0.82	0.10	*739.80*	5.67	1.26	*349.64*
CSPGCL/GP III	0.40	0.11	*268.52*	2.82	1.45	*94.62*
DPL/Trans Damodar	0.07			0.44		
KPCL	0.11			0.75		
B. S. ISPAT / Marki Magli III	0.01			0.09		
Ultratech Cement	0.00			0.01		
Sharda Limited	0.18			0.30		
Total Production by Others	**9.25**	**7.14**	***29.54***	**80.55**	**61.22**	***31.57***

Table 1.1 (B): Details of Coal Despatch By "Others"

Fig. in MT

Name of Coal Block/Company	Despatch during Feb			Despatch upto Feb		
	FY 22	FY 21	Growth(%) M-o-M	FY 22	FY 21	Growth(%) Y-o-Y
JKML	0.00	0.00	*0.00*	0.01	0.01	*0.00*
DVC	0.00			0.00	0.00	
IISCOCJ	0.01	0.00	*300.00*	0.05	0.09	*-42.22*
IISCOR	0.00	0.02	*-93.33*	0.03	0.09	*-67.82*
JSMDCL	0.00	0.01	*-83.33*	0.02	0.07	*-65.15*
TATA	0.41	0.44	*-7.27*	4.37	5.34	*-18.22*
NTPC/Pakri Barwadih	0.76	0.46	*65.93*	7.90	6.01	*31.50*
CESC / Sarshatali	0.12	0.14	*-12.41*	1.55	1.85	*-16.20*
GMR-Talabira -I	0.00	0.00		0.00	0.00	
HIL-Gare Palma IV/5	0.00	0.00		0.00	0.00	
BALCO / Chotia	0.00	0.00		0.00	0.00	
BALCO / Chotia-II	0.00	0.04	*-100.00*	0.00	0.40	*-100.00*
HIL-Gare Palma IV/4	0.04	0.02	*90.00*	0.54	0.26	*106.54*
SIL / Belgaon	0.01	0.02	*-42.11*	0.14	0.09	*55.06*
HIL/Kathautia	0.05	0.00		0.36	0.02	*1416.67*
SAIL/Tasra	0.00	0.00		0.00	0.00	
SPL / Moher & Amlohori Extn.	1.45	1.56	*-7.35*	16.56	16.44	*0.74*
RRVUNL / PEKB	1.40	1.78	*-21.06*	13.50	13.10	*3.04*
JPVL / Amelia (North)	0.23	0.14	*73.33*	2.80	2.69	*4.24*
RCCPL/ Sial Ghogri	0.03	0.02	*66.67*	0.17	0.16	*6.13*
TUML / Marki Mangli - I	0.02	0.01	*120.00*	0.15	0.11	*43.93*
WBPDCL/Barjora	0.08	0.07	*16.67*	0.16	0.13	*27.20*
TSGENCO/Tadicherla-I	0.19	0.18	*7.43*	2.04	1.83	*11.52*
OCL/Ardhagram Coal Mine	0.00	0.00		0.00	0.00	
Ambuja Cement Ltd / GP IV/8	0.07	0.00		0.74	0.12	*499.19*
NTPC / Dulanga	0.58	0.28	*104.58*	4.65	3.05	*52.49*
WBPDCL/Barjora North	0.08	0.08	*3.85*	1.11	0.58	*89.21*
OCPL/Manoharpur	0.12	0.18	*-34.97*	4.29	1.61	*166.96*
NTPC/Talaipalli	0.00	0.04	*-95.00*	0.48	0.79	*-38.71*
WBPDCL/Pachwara North	0.81	0.40	*103.02*	8.27	3.79	*118.00*
WBPDCL/Gangaramchak-	0.22	0.20	*9.09*	1.22	1.18	*3.38*
Talabira II & III	0.84	0.07	*1127.94*	5.64	0.55	*930.35*
CSPGCL/GP III	0.40			3.18		
DPL/Trans Damodar	0.05			0.37		
KPCL	0.28			0.92		
B. S. ISPAT / Marki Magli III	0.01			0.09		
Ultratech Cement	0.00			0.00		
Sharda Limited	0.17			0.21		
Total Despatch by Others	**8.41**	**6.13**	***37.15***	**81.53**	**60.35**	***35.09***

Despatch of Coal By CIL

Sectors	Coal Despatch during Feb			Coal Despatch Upto Feb		
	FY 22	FY 21	Growth (%) (FY22-FY21)	FY 22	FY 21	Growth (%) (FY22-FY21)
Power utilities	48.05	39.77	20.83	487.88	396.26	23.12
CPP	2.14	3.35	-36.02	29.69	39.65	-25.13
Steel	0.21	0.09	130.77	2.15	1.66	29.60
Cement	0.26	0.45	-41.57	3.09	4.05	-23.78
Sponge Iron	0.63	0.85	-26.23	7.25	8.47	-14.40
Others	6.18	6.72	-8.09	69.86	63.16	10.61
Total	**57.47**	**51.22**	**12.19**	**599.92**	**513.26**	**16.89**

Despatch of Coal By SCCL

Sectors	Coal Despatch during Feb			Coal Despatch Upto Feb		
	FY 22	FY 21	Growth (%) (FY22-FY21)	FY 22	FY 21	Growth (%) (FY22-FY21)
Power utilities	4.22	4.36	-3.28	48.86	35.97	35.84
CPP	0.34	0.24	40.42	2.97	2.11	41.24
Steel						
Cement	0.28	0.27	1.47	2.76	1.73	59.62
Sponge Iron	0.03	0.01	163.64	0.21	0.05	320.41
Others	0.56	0.33	66.47	4.78	2.74	74.40
Total	**5.41**	**5.22**	**3.80**	**59.59**	**42.60**	**39.89**

Coal Despatch to Different Sectors by Captive and Others

Sectors	Coal Despatch during Feb			Coal Despatch Upto Feb		
	FY 22	FY 21	Growth (%) (FY22-FY21)	FY 22	FY 21	Growth (%) (FY22-FY21)
Power utilities	7.683	5.58	37.79	75.54	53.88	40.21
CPP						
Steel	0.63	0.53	18.87	5.03	6.11	-17.66
Cement	0.10	0.02	546.67	0.92	0.29	220.56
Sponge Iron						
Others	0.00	0.01	-76.92	0.03	0.08	-56.41
Total	**8.41**	**6.13**	**37.15**	**81.53**	**60.35**	**35.09**

Analysis of Big Mines of CIL, SCCL & Others

Table 2.1: Summary of Production of Big Mines of CIL *All Figures in MT*

Subsidiary	Description	Production During Feb			Production Upto Feb		
		FY 22	FY 21	Growth(%) M-o-M	FY 22	FY 21	Growth (%) Y-o-Y
ECL	Big Mines	1.80	2.97	-39.50	13.24	21.71	-39.01
	Other Mines	0.43	0.31	37.38	4.15	4.08	1.74
	Big Plus Mines	**2.23**	**3.29**	-32.17	**17.39**	**25.78**	-32.54
	Rest of Mines	1.31	1.27	2.90	10.92	13.22	-17.42
	Total ECL	**3.54**	**4.56**	-22.37	**28.31**	**39.00**	-27.41
BCCL	Big Mines	0.00	0.00		0.00	0.00	
	Other Mines	2.02	1.10	83.30	16.29	13.01	25.22
	Big Plus Mines	**2.02**	**1.10**	83.30	**16.29**	**13.01**	25.22
	Rest of Mines	1.22	0.92	32.90	10.30	8.86	16.24
	Total BCCL	**3.24**	**2.02**	60.40	**26.59**	**21.87**	21.58
CCL	Big Mines	5.45	4.96	10.05	40.66	35.92	13.19
	Other Mines	0.80	0.98	-18.71	6.22	7.32	-14.97
	Big Plus Mines	**6.25**	**5.93**	5.31	**46.88**	**43.24**	8.43
	Rest of Mines	1.53	1.17	31.30	10.76	10.64	1.10
	Total CCL	**7.78**	**7.10**	9.58	**57.64**	**53.88**	6.98
NCL	Big Mines	10.95	8.89	23.12	105.62	99.71	5.93
	Other Mines	0.56	0.41	36.59	4.32	4.22	2.44
	Big Plus Mines	**11.51**	**9.30**	23.71	**109.94**	**103.93**	5.79
	Rest of Mines	0.00	0.00		0.00	0.00	
	Total NCL	**11.51**	**9.30**	23.76	**109.94**	**103.93**	5.78
WCL	Big Mines	0.69	0.95	-27.53	5.61	4.16	34.92
	Other Mines	3.34	3.81	-12.53	23.07	21.96	5.05
	Big Plus Mines	**4.02**	**4.76**	-15.52	**28.68**	**26.12**	9.81
	Rest of Mines	2.85	2.31	23.35	18.77	15.78	18.94
	Total WCL	**6.87**	**7.07**	-2.83	**47.45**	**41.90**	13.25
SECL	Big Mines	11.91	14.36	-17.06	90.38	94.69	-4.55
	Other Mines	1.76	2.19	-19.92	14.74	15.79	-6.67
	Big Plus Mines	**13.66**	**16.55**	-17.44	**105.12**	**110.48**	-4.85
	Rest of Mines	1.52	1.36	11.45	16.73	13.69	22.21
	Total SECL	**15.18**	**17.91**	-15.24	**121.85**	**124.17**	-1.87
MCL	Big Mines	16.04	13.83	15.99	149.70	129.74	15.38
	Other Mines	0.10	0.09	17.65	0.91	0.56	61.92
	Big Plus Mines	**16.14**	**13.92**	16.00	**150.61**	**130.31**	15.58
	Rest of Mines	0.00	0.00		0.00	0.00	
	Total MCL	**16.14**	**13.92**	15.95	**150.60**	**130.30**	15.58
CIL	Big Mines	46.84	45.96	1.92	405.21	385.93	5.00
	Other Mines	9.00	8.90	1.15	69.70	66.94	4.13
	Big Plus Mines	**55.84**	**54.86**	1.78	**474.92**	**452.86**	4.87
	Rest of Mines	8.42	7.01	20.21	67.46	62.22	8.43
	Total CIL	**64.26**	**61.87**	3.86	**542.38**	**515.08**	5.30
SCCL	Big Mines	2.62	2.41	8.68	26.68	21.10	26.45
	Other Mines	1.24	1.34	-6.91	12.99	9.73	33.49
	Big Plus Mines	**3.87**	**3.75**	3.13	**39.67**	**30.83**	28.67
	Rest of Mines	2.17	1.84	18.15	18.91	13.37	41.45
	Total SCCL	**6.04**	**5.59**	8.07	**58.58**	**44.20**	32.53

Subsidiary	Description	Production During Feb			Production Upto Feb		
		FY 22	FY 21	Growth(%) M-o-M	FY 22	FY 21	Growth (%) Y-o-Y
Captive & Others	Big Mines	7.04	6.30	11.86	65.85	55.41	18.83
	Other Mines	2.20	0.84	160.31	14.70	5.81	153.20
	Total Others	**9.24**	**7.14**	**29.41**	**80.55**	**61.22**	**31.57**
All India	Big Mines	**66.75**	**64.91**	**2.83**	**580.44**	**539.11**	**7.67**
	Other Mines	**12.79**	**9.69**	**32.02**	**101.07**	**81.39**	**24.18**
	All Mines	**79.54**	**74.60**	**6.62**	**681.51**	**620.50**	**9.83**

Details of Subsidiary/Company-wise Production Status is given in subsequent Tables

Note:- **Big Mines means top 35 mines**
Others Mines means top 75 mines excluding top 35 mines
Big plus mines means top 75 mines including top 35 mines
Rest of Mines means other than big plus mines

Table 2.1.1 (A) : Departmental Coal Production ECL *All Figures in MT*

Mine	Type	Production during Feb			Production during the year		
		FY 22	FY 21	Growth (%) M-o-M	FY 22	FY 21	Growth (%) Y-o-Y
Rajmahal	Big	0.30	0.18	62.46	0.85	0.21	313.38
Sonepur Bazari	Big	0.32	0.30	7.74	1.90	2.33	-18.52
Jhajhra UG	Others	0.32	0.23	41.59	3.28	3.31	-0.91
Chitra East	Others	0.11	0.09	26.44	0.87	0.77	13.13
Total Big Mines		0.62	0.48	28.72	2.75	2.54	8.37
Total Others		0.43	0.31	37.38	4.15	4.08	1.74
Total Big Plus Mines		**1.05**	**0.79**	**32.13**	**6.90**	**6.62**	**4.28**
Total Rest of Mines		0.75	0.73	3.40	6.76	8.20	-17.59
Total ECL		**1.80**	**1.52**	**18.42**	**13.66**	**14.82**	**-7.83**

Table 2.1.1 (B): Contractual Coal Production ECL

Mine	Type	Production during Feb			Production during the year		
		FY 22	FY 21	Growth (%) M-o-M	FY 22	FY 21	Growth (%) Y-o-Y
Rajmahal	Big	0.36	1.66	-78.47	4.33	13.47	-67.86
Sonepur Bazari	Big	0.82	0.83	-1.16	6.16	5.70	8.15
Jhajhra UG	Others	0.00	0.00		0.00	0.00	
Chitra East	Others	0.00	0.00		0.00	0.00	
Total Big Mines		1.18	2.49	-52.69	10.49	19.17	-45.28
Total Others		0.00	0.00		0.00	0.00	
Total Big Plus Mines		**1.18**	**2.49**	-52.69	**10.49**	**19.17**	-45.28
Total Rest of Mines		0.56	0.55	2.25	4.16	5.01	-16.97
Total ECL		**1.74**	**3.04**	**-42.76**	**14.65**	**24.18**	**-39.41**

Table 2.1.1 (C) : Total Coal Production ECL

Mine	Type	Production during Feb			Production during the year		
		FY 22	FY 21	Growth (%) M-o-M	FY 22	FY 21	Growth (%) Y-o-Y
Rajmahal	Big	0.66	1.84	-64.36	5.18	13.68	-62.13
Sonepur Bazari	Big	1.14	1.13	1.19	8.06	8.03	0.40
Jhajhra UG	Others	0.32	0.23	41.59	3.28	3.31	-0.91
Chitra East	Others	0.11	0.09	26.44	0.87	0.77	13.13
Total Big Mines		1.80	2.97	-39.50	13.24	21.71	-39.01
Total Others		0.43	0.31	37.38	4.15	4.08	1.74
Total Big Plus Mines		**2.23**	**3.29**	-32.17	**17.39**	**25.79**	-32.56
Total Rest of Mines		1.31	1.27	2.90	10.92	13.21	-17.36
Total ECL		**3.54**	**4.56**	**-22.37**	**28.31**	**39.00**	**-27.41**

Table 2.1.2 (A): Departmental Coal Production BCCL *All Figures in MT*

Mine	Type	Production during Feb			Production during the year		
		FY 22	FY 21	Growth (%) M-o-M	FY 22	FY 21	Growth (%) Y-o-Y
NT ST Je	Others	0.08	0.07	14.29	0.54	0.38	41.73
AKWMC	Others	0.14	0.07	100.00	0.63	0.86	-26.49
Phularitand	Others	0.00	0.01	-100.00	0.12	0.05	135.29
S Bansjora	Others	0.00	0.00		0.00	0.00	
NGKAC	Others	0.00	0.00		0.08	0.00	
ROCP	Others	0.00	0.00		0.01	0.00	
KOCP	Others	0.10	0.06	75.44	1.16	0.69	68.60
ABOCP	Others	0.23	0.14	60.84	1.53	1.56	-1.61
B Dahibari	Others	0.08	0.06	31.15	0.57	0.60	-5.47
Total Big Mines		0.00	0.00		0.00	0.00	
Total Others		0.63	0.41	55.17	4.64	4.14	12.21
Total Big Plus Mines		**0.63**	**0.41**	**55.17**	**4.64**	**4.14**	**12.21**
Total Rest of Mines		0.43	0.33	28.74	3.04	2.97	2.53
Total BCCL		**1.06**	**0.74**	**43.24**	**7.68**	**7.10**	**8.17**

Table 2.1.2 (B)Contractual Coal Production BCCL

Mine	Type	Production during Feb			Production during the year		
		FY 22	FY 21	Growth (%) M-o-M	FY 22	FY 21	Growth (%) Y-o-Y
NT ST Je	Others	0.30	0.11	183.02	2.84	1.57	81.24
AKWMC	Others	0.31	0.15	109.46	3.10	1.97	57.76
Phularitand	Others	0.00	0.00		0.00	1.08	-100.00
S Bansjora	Others	0.13	0.04	202.33	1.01	0.76	32.89
NGKAC	Others	0.12	0.07	69.01	0.88	0.34	156.56
ROCP	Others	0.19	0.15	25.83	0.83	1.39	-40.29
KOCP	Others	0.16	0.06	150.00	1.24	0.90	37.93
ABOCP	Others	0.18	0.08	116.87	1.64	0.75	119.84
B Dahibari	Others	0.00	0.03		0.11	0.13	-14.06
Total Big Mines		0.00	0.00		0.00	0.00	
Total Others		1.39	0.70	99.71	11.65	8.87	31.28
Total Big Plus Mines		**1.39**	**0.70**	**99.71**	**11.65**	**8.87**	**31.28**
Total Rest of Mines		0.79	0.58	35.27	7.26	5.90	23.13
Total BCCL		**2.18**	**1.28**	**70.31**	**18.91**	**14.77**	**28.03**

Table 2.1.2 (C)Total Coal Production BCCL

Mine	Type	Production during Feb			Production during the year		
		FY 22	FY 21	Growth (%) M-o-M	FY 22	FY 21	Growth (%) Y-o-Y
NT ST Je	Others	0.38	0.18	115.91	3.38	1.95	73.51
AKWMC	Others	0.45	0.22	106.42	3.73	2.82	32.18
Phularitand	Others	0.00	0.01	-100.00	0.12	1.13	-89.35
S Bansjora	Others	0.13	0.04	202.33	1.01	0.76	32.89
NGKAC	Others	0.12	0.07	69.01	0.96	0.34	179.88
ROCP	Others	0.19	0.15	25.83	0.84	1.39	-39.57
KOCP	Others	0.26	0.12	114.88	2.40	1.59	51.23
ABOCP	Others	0.41	0.23	81.42	3.17	2.30	37.77
B Dahibari	Others	0.08	0.09	-12.09	0.68	0.73	-6.98
Total Big Mines		0.00	0.00		0.00	0.00	
Total Others		2.02	1.10	83.30	16.29	13.01	25.22
Total Big Plus Mines		**2.02**	**1.10**	**83.30**	**16.29**	**13.01**	**25.22**
Total Rest of Mines		1.22	0.92	32.90	10.30	8.86	16.24
Total BCCL		**3.24**	**2.02**	**60.40**	**26.59**	**21.87**	**21.58**

Table 2.1.3 (A): Departmental Coal Production CCL *All Figures in MT*

Mine	Type	Production during Feb			Production during the year		
		FY 22	FY 21	Growth (%) M-o-M	FY 22	FY 21	Growth (%) Y-o-Y
Ashoka	Big	0.11	0.17	-36.78	0.97	0.66	47.19
Amarpali	Big	0.00	0.00		0.00	0.00	
AKK	Big	0.07	0.13	-46.56	0.37	0.31	18.97
Govindpur Ph II	Others	0.09	0.08	8.43	0.58	0.45	30.34
Rohini	Others	0.03	0.10	-70.30	0.46	0.47	-2.75
Purnadih	Others	0.08	0.10	-20.79	0.31	0.87	-64.41
Magadh	Big	0.00	0.00		0.00	0.00	
Tapin North	Others	0.03	0.05	-33.33	0.25	0.35	-27.54
Birsa Project	Others	0.05	0.09	-46.81	0.51	0.27	91.73
Karo	Big	0.00	0.00		0.00	0.00	
Topa OC	Others	0.08	0.09	-5.88	0.34	0.76	-55.50
Total Big Mines		0.18	0.31	-40.98	1.34	1.01	32.15
Total Others		0.36	0.51	-29.27	2.45	3.16	-22.57
Total Big Plus Mines		**0.54**	**0.81**	**-33.66**	**3.79**	**4.18**	**-9.29**
Total Rest of Mines		1.13	0.91	24.72	7.88	7.37	6.89
Total CCL		**1.67**	**1.72**	**-2.91**	**11.67**	**11.55**	**1.04**

Table 2.1.3 (B) Contractual Coal Production CCL

Mine	Type	Production during Feb			Production during the year		
		FY 22	FY 21	Growth (%) M-o-M	FY 22	FY 21	Growth (%) Y-o-Y
Ashoka	Big	1.23	1.43	-13.82	10.54	11.18	-5.76
Amarpali	Big	1.69	2.02	-16.42	14.34	13.31	7.77
AKK	Big	0.59	0.15	301.36	2.97	1.56	90.75
Govindpur Ph II	Others	0.00	0.13	-100.00	0.16	1.12	-85.70
Rohini	Others	0.00	0.04	-100.00	0.18	0.86	-78.97
Purnadih	Others	0.00	0.00		0.00	0.00	
Magadh	Big	1.52	0.73	107.63	9.10	6.74	34.97
Tapin North	Others	0.12	0.06	93.55	1.00	0.25	298.41
Birsa Project	Others	0.32	0.24	31.80	2.43	1.93	26.23
Karo	Big	0.25	0.33	-24.92	2.37	1.65	43.99
Topa OC	Others	0.00	0.00		0.00	0.00	
Total Big Mines		5.27	4.65	13.39	39.32	34.91	12.64
Total Others		0.44	0.47	-7.25	3.77	4.15	-9.18
Total Big Plus Mines		**5.71**	**5.12**	**11.50**	**43.09**	**39.06**	**10.32**
Total Rest of Mines		0.40	0.27	48.52	2.88	3.27	-11.95
Total CCL		**6.11**	**5.39**	**13.36**	**45.97**	**42.33**	**8.60**

Table 2.1.3 (C) :Total Coal Production CCL

Mine	Type	Production during Feb			Production during the year		
		FY 22	FY 21	Growth (%) M-o-M	FY 22	FY 21	Growth (%) Y-o-Y
Ashoka	Big	1.34	1.60	-16.32	11.51	11.84	-2.81
Amarpali	Big	1.69	2.02	-16.42	14.34	13.31	7.77
AKK	Big	0.66	0.28	137.41	3.34	1.87	78.80
Govindpur Ph II	Others	0.09	0.21	-57.75	0.74	1.56	-52.69
Rohini	Others	0.03	0.14	-78.42	0.64	1.33	-51.84
Purnadih	Others	0.08	0.10	-20.79	0.31	0.87	-64.41
Magadh	Big	1.52	0.73	107.63	9.10	6.74	34.97
Tapin North	Others	0.15	0.11	40.19	1.25	0.60	109.73
Birsa Project	Others	0.37	0.33	9.61	2.94	2.19	34.19
Karo	Big	0.25	0.33	-24.92	2.37	1.65	43.99
Topa OC	Others	0.08	0.09	-5.88	0.34	0.76	-55.50
Total Big Mines		5.45	4.96	10.05	40.66	35.92	13.19
Total Others		0.80	0.98	-18.71	6.22	7.32	-14.97
Total Big Plus Mines		**6.25**	**5.93**	**5.31**	**46.88**	**43.24**	**8.43**
Total Rest of Mines		1.53	1.17	31.30	10.76	10.64	1.10
Total CCL		**7.78**	**7.10**	**9.58**	**57.64**	**53.88**	**6.98**

Table 2.1.4 (A): Departmental Coal Production NCL

Mine	Type	Production during Feb			Production during the year		
		FY 22	FY 21	Growth (%) M-o-M	FY 22	FY 21	Growth (%) Y-o-Y
Nigahi	Big	1.67	1.64	1.83	19.38	18.66	3.84
Jayant	Big	2.33	1.67	39.52	21.93	18.90	16.06
Dudhichua	Big	2.25	1.70	32.51	19.51	18.23	7.04
Amlohri	Big	1.60	1.42	12.99	11.57	12.17	-4.94
Khadia	Big	1.18	1.26	-6.35	12.81	12.58	1.80
Bina	Big	1.04	0.32	228.08	8.74	7.49	16.75
Krishnashila	Big	0.53	0.51	3.11	6.50	6.48	0.28
Block B	Big	0.35	0.38	-7.65	5.18	5.19	-0.17
Jingurda	Others	0.29	0.25	15.54	2.32	2.29	1.27
Kakari	Others	0.27	0.16	69.81	2.00	1.93	3.84
Total Big Mines		10.95	8.89	23.12	105.62	99.708	5.93
Total Others		0.56	0.41	36.59	4.32	4.22	2.44
Total Big Plus Mines		**11.51**	**9.30**	23.71	**109.94**	**103.93**	5.79
Total Rest of Mines		0.00	0.00		0.00	0.00	
Total NCL		**11.51**	**9.30**	23.76	**109.94**	**103.93**	5.78

Table 2.1.4 (B): Total Coal Production NCL

Mine	Type	Production during Feb			Production during the year		
		FY 22	FY 21	Growth (%) M-o-M	FY 22	FY 21	Growth (%) Y-o-Y
Nigahi	Big	1.67	1.64	1.83	19.38	18.66	3.84
Jayant	Big	2.33	1.67	39.52	21.93	18.90	16.06
Dudhichua	Big	2.25	1.70	32.51	19.51	18.23	7.04
Amlohri	Big	1.60	1.42	12.99	11.57	12.17	-4.94
Khadia	Big	1.18	1.26	-6.35	12.81	12.58	1.80
Bina	Big	1.04	0.32	228.08	8.74	7.49	16.75
Krishnashila	Big	0.53	0.51	3.11	6.50	6.48	0.28
Block B	Big	0.35	0.38	-7.65	5.18	5.19	-0.17
Jingurda	Others	0.29	0.25	15.54	2.32	2.29	1.27
Kakari	Others	0.27	0.16	69.81	2.00	1.93	3.84
Total Big Mines		10.95	8.89	23.12	105.62	99.708	5.93
Total Others		0.56	0.41	36.59	4.32	4.22	2.44
Total Big Plus Mines		**11.51**	**9.30**	23.71	**109.94**	**103.93**	5.79
Total Rest of Mines		0.00	0.00		0.00	0.00	
Total NCL		**11.51**	**9.30**	**23.76**	**109.94**	**103.93**	**5.78**

Table 2.1.5 (A): Departmental Coal Production WCL *All Figures in MT*

Mine	Type	Production during Feb			Production during the year		
		FY 22	FY 21	Growth (%) M-o-M	FY 22	FY 21	Growth (%) Y-o-Y
Durgapur -(Sec.-V)	Others	0.26	0.39	-33.67	1.46	1.39	4.89
Sasti	Others	0.21	0.20	3.45	1.19	1.45	-17.87
NM-Sector-I & II (A)	Others	0.24	0.27	-11.76	1.34	0.85	58.21
Niljai Deep	Others	0.38	0.37	2.15	2.87	2.25	27.44
Mungoli	Others	0.81	0.63	29.60	3.01	3.32	-9.26
Penganga	Big	0.36	0.46	-20.88	3.14	1.44	117.45
Ukni	Others	0.26	0.27	-4.06	1.04	1.22	-14.75
Gondegaon	Others	0.35	0.34	4.48	2.91	2.38	22.22
Umrer	Others	0.23	0.41	-43.77	1.54	1.72	-10.52
Makardhokra-I	Others	0.00	0.00		0.00	0.00	
Gokul	Others	0.00	0.00		0.00	0.00	
MKD-III	Others	0.00	0.00		0.00	0.03	
Total Big Mines		0.36	0.46	-20.88	3.14	1.44	117.45
Total Others		2.74	2.88	-4.83	15.36	14.61	5.15
Total Big Plus Mines		**3.10**	**3.33**	-7.02	**18.50**	**16.05**	15.25
Total Rest of Mines		1.28	1.08	18.96	8.95	9.27	-3.43
Total WCL		**4.38**	**4.41**	-0.68	**27.45**	**25.32**	8.41

Table 2.1.5 (B) Contractual Coal Production WCL

Mine	Type	Production during Feb			Production during the year		
		FY 22	FY 21	Growth (%) M-o-M	FY 22	FY 21	Growth (%) Y-o-Y
Durgapur -(Sec.-V)	Others	0.00	0.00		0.00	0.00	
Sasti	Others	0.00	0.00		0.00	0.00	
NM-Sector-I & II (A)	Others	0.00	0.00		0.00	0.00	
Niljai Deep	Others	0.00	0.00		0.00	0.00	
Mungoli	Others	0.00	0.00		0.00	0.00	
Penganga	Big	0.33	0.49	-33.67	2.47	2.71	-8.99
Ukni	Others	0.00	0.00		0.00	0.00	
Gondegaon	Others	0.00	0.00		0.00	0.78	-100.00
Umrer	Others	0.24	0.10	143.88	1.38	1.12	22.99
Makardhokra-I	Others	0.10	0.25	-59.51	3.49	1.97	76.89
Gokul	Others	0.26	0.24		1.71	1.43	19.58
MKD-III	Others	0.00	0.35	-100.00	1.13	2.05	-44.90
Total Big Mines		0.33	0.49	-33.67	2.47	2.71	-8.99
Total Others		0.60	0.94	-36.26	7.71	7.35	4.86
Total Big Plus Mines		**0.92**	**1.43**	-35.36	**10.18**	**10.07**	1.12
Total Rest of Mines		1.57	1.23	27.19	9.82	6.51	50.78
Total WCL		**2.49**	**2.66**	-6.39	**20.00**	**16.58**	20.63

Table 2.1.5 (C) :Total Coal Production WCL

Mine	Type	Production during Feb			Production during the year		
		FY 22	FY 21	Growth (%) M-o-M	FY 22	FY 21	Growth (%) Y-o-Y
Durgapur -(Sec.-V)	Others	0.26	0.39	-33.67	1.46	1.39	4.89
Sasti	Others	0.21	0.20	3.45	1.19	1.45	-17.87
NM-Sector-I & II (A)	Others	0.24	0.27	-11.76	1.34	0.85	58.21
Niljai Deep	Others	0.38	0.37	2.15	2.87	2.25	27.44
Mungoli	Others	0.81	0.63	29.60	3.01	3.32	-9.26
Penganga	Big	0.69	0.95	-27.53	5.61	4.16	34.92
Ukni	Others	0.26	0.27	-4.06	1.04	1.22	-14.75
Gondegaon	Others	0.35	0.34	4.48	2.91	3.16	-7.85
Umrer	Others	0.47	0.51	-7.50	2.92	2.84	2.71
Makardhokra-I	Others	0.10	0.25	-59.51	3.49	1.97	76.89
Gokul	Others	0.26	0.24	6.64	1.71	1.43	19.58
MKD-III	Others	0.00	0.35	-100.00	1.13	2.08	-45.67
Total Big Mines		0.69	0.95	-27.53	5.61	4.16	34.92
Total Others		3.34	3.81	-12.53	23.07	21.96	5.05
Total Big Plus Mines		**4.02**	**4.76**	-15.52	**28.68**	**26.12**	**9.81**
Total Rest of Mines		2.85	2.31	23.35	18.77	15.78	18.94
Total WCL		**6.87**	**7.07**	**-2.83**	**47.45**	**41.90**	**13.25**

Table 2.1.6 (A): Departmental Coal Production SECL *All Figures in MT*

Mine	Type	Production during Feb			Production during the year		
		FY 22	FY 21	Growth (%) M-o-M	FY 22	FY 21	Growth (%) Y-o-Y
Gevra	Big	0.09	1.04	-91.37	1.86	3.36	-44.64
Dipka	Big	1.22	1.74	-29.89	5.82	4.41	32.03
Kushmunda	Big	1.57	3.50	-55.14	10.60	9.42	12.57
Chhal	Others	0.00	0.00		0.04	0.00	
Manikpur	Big	0.02	0.00		0.69	0.65	5.67
Baroud	Others	0.00	0.00		0.02	0.00	
GP IV/2-3	Others	0.00	0.00		0.01	0.00	
Jampali	Others	0.00	0.00		0.04	0.00	
Dhanpuri	Others	0.06	0.00	1400.00	0.50	0.09	449.45
Mahan II	Others	0.00	0.00		0.05	0.00	
Amadand	Others	0.00	0.00		0.03	0.05	-37.50
Chirimiri	Others	0.06	0.07	-9.09	0.72	0.60	20.00
Churcha UG	Others	0.11	0.14	-23.61	1.18	1.48	-20.22
GP IV/1	Others	0.00	0.00		0.00	0.00	
Total Big Mines		2.90	6.28	-53.84	18.97	17.84	6.35
Total Others		0.23	0.22	6.48	2.59	2.22	16.77
Total Big Plus Mines		**3.13**	**6.50**	**-51.84**	**21.56**	**20.06**	**7.50**
Total Rest of Mines		0.90	0.97	-7.31	9.75	11.19	-12.83
Total SECL		**4.03**	**7.47**	**-46.05**	**31.31**	**31.24**	**0.22**

Table 2.1.6 (B): Contractual Coal Production SECL

Mine	Type	Production during Feb			Production during the year		
		FY 22	FY 21	Growth (%) M-o-M	FY 22	FY 21	Growth (%) Y-o-Y
Gevra	Big	4.51	3.51	28.56	32.10	29.62	8.38
Dipka	Big	3.11	2.34	32.93	23.28	23.15	0.54
Kushmunda	Big	1.21	2.08	-41.69	12.07	19.99	-39.61
Chhal	Others	0.44	0.53	-17.23	2.95	2.49	18.62
Manikpur	Big	0.17	0.15	17.69	3.96	4.09	-3.25
Baroud	Others	0.24	0.48	-50.10	2.30	2.85	-19.30
GP IV/2-3	Others	0.26	0.33	-22.66	2.45	2.94	-16.55
Jampali	Others	0.40	0.21	93.27	2.45	1.50	63.55
Dhanpuri	Others	0.00	0.10	-100.00	0.28	0.69	-59.42
Mahan II	Others	0.00	0.14	-100.00	0.30	1.95	-84.60
Amadand	Others	0.19	0.16	22.44	1.30	1.03	26.34
Chirimiri	Others	0.00	0.03	-100.00	0.12	0.14	-13.04
Churcha UG	Others	0.00	0.00		0.00	0.00	
GP IV/1	Others	0.00	0.00		0.00	0.00	
Total Big Mines		9.01	8.07	11.57	71.41	76.85	-7.08
Total Others		1.53	1.98	-22.80	12.15	13.58	-10.50
Total Big Plus Mines		**10.53**	**10.05**	**4.81**	**83.56**	**90.43**	**-7.59**
Total Rest of Mines		0.62	0.39	58.28	6.99	2.51	178.04
Total SECL		**11.15**	**10.44**	**6.80**	**90.55**	**92.94**	**-2.57**

Table 2.1.6 (C): Total Coal Production SECL

Mine	Type	Production during Feb			Production during the year		
		FY 22	FY 21	Growth (%) M-o-M	FY 22	FY 21	Growth (%) Y-o-Y
Gevra	Big	4.60	4.55	1.08	33.96	32.98	2.98
Dipka	Big	4.33	4.08	6.16	29.10	27.56	5.58
Kushmunda	Big	2.78	5.58	-50.13	22.67	29.40	-22.90
Chhal	Others	0.44	0.53	-17.23	2.99	2.49	20.23
Manikpur	Big	0.19	0.15	31.29	4.65	4.75	-2.02
Baroud	Others	0.24	0.48	-50.10	2.32	2.85	-18.60
GP IV/2-3	Others	0.26	0.33	-22.66	2.46	2.94	-16.21
Jampali	Others	0.40	0.21	93.27	2.49	1.50	66.22
Dhanpuri	Others	0.06	0.11	-44.44	0.78	0.78	-0.13
Mahan II	Others	0.00	0.14	-100.00	0.35	1.95	-82.03
Amadand	Others	0.19	0.16	20.89	1.33	1.08	23.49
Chirimiri	Others	0.06	0.10	-39.39	0.84	0.74	13.82
Churcha UG	Others	0.11	0.14	-23.61	1.18	1.48	-20.22
GP IV/1	Others	0.00	0.00		0.00	0.00	
Total Big Mines		11.91	14.36	-17.06	90.38	94.69	-4.55
Total Others		1.76	2.19	-19.92	14.74	15.79	-6.67
Total Big Plus Mines		**13.66**	**16.55**	**-17.44**	**105.12**	**110.48**	**-4.85**
Total Rest of Mines		1.52	1.36	11.45	16.73	13.69	22.21
Total SECL		**15.18**	**17.91**	**-15.24**	**121.85**	**124.17**	**-1.87**

Table 2.1.7 (A): Departmental Coal Production MCL *All Figures in MT*

Mine	Type	Production during Feb			Production during the year		
		FY 22	FY 21	Growth (%) M-o-M	FY 22	FY 21	Growth (%) Y-o-Y
Bhubaneswari	Big	0.00	0.00		0.00	0.00	
Lakhanpur	Big	0.31	0.13	138.46	4.02	2.90	38.81
Bharatpur	Big	0.16	0.09	81.82	0.20	0.19	5.26
Lingaraj	Big	0.39	0.52	-24.56	4.13	5.67	-27.12
Samaleswari	Big	0.17	0.27	-36.33	1.91	1.86	2.80
Kulda	Big	0.00	0.79	-100.00	0.14	1.64	-91.46
Kaniha	Big	0.00	0.00		0.00	0.00	
Hingula	Big	0.30	0.56	-46.24	3.19	3.92	-18.60
Ananta	Big	0.26	0.36	-27.17	2.77	1.32	109.69
Jagannath	Big	0.00	0.00		0.02	0.00	900.00
Belpahar	Big	0.00	0.14	-100.00	0.02	0.65	-96.91
Lajkura	Big	0.14	0.22	-35.48	2.75	0.36	670.31
Balram	Big	0.61	0.56	8.54	4.61	5.02	-8.24
Basundhara (W)	Others	0.10	0.09	17.65	0.91	0.56	61.92
Garjanbahal	Big	1.06	0.79	34.52	8.09	7.14	13.38
Total Big Mines		3.44	3.77	-8.73	32.53	30.99	4.98
Total Others		0.10	0.09	17.65	0.91	0.56	61.92
Total Big Plus Mines		**3.54**	**3.85**	**-8.15**	**33.44**	**31.55**	**5.99**
Total Rest of Mines		0.00	0.00		0.00	0.00	
Total MCL		**3.54**	**3.85**	**-8.05**	**33.44**	**31.55**	**5.99**

Table 2.1.7 (B): Contractual Coal Production MCL

Mine	Type	Production during Feb			Production during the year		
		FY 22	FY 21	Growth (%) M-o-M	FY 22	FY 21	Growth (%) Y-o-Y
Bhubaneswari	Big	1.97	2.19	-9.95	23.01	26.00	-11.48
Lakhanpur	Big	1.13	1.11	1.62	15.72	17.18	-8.52
Bharatpur	Big	1.09	1.07	1.78	7.74	5.53	39.96
Lingaraj	Big	1.17	0.75	55.75	8.60	6.04	42.41
Samaleswari	Big	0.29	0.00		2.33	0.05	4655.10
Kulda	Big	1.50	0.86	75.91	16.64	13.09	27.12
Kaniha	Big	1.15	0.67	72.93	9.02	7.26	24.31
Hingula	Big	0.62	0.22	180.91	3.36	1.22	175.64
Ananta	Big	1.08	0.74	46.80	9.20	5.84	57.62
Jagannath	Big	0.81	0.59	37.41	6.19	4.78	29.53
Belpahar	Big	0.91	1.00	-8.63	6.17	5.23	18.02
Lajkura	Big	0.38	0.42	-10.69	1.36	3.52	-61.34
Balram	Big	0.15	0.21	-26.32	0.98	0.21	368.90
Basundhara (W)	Others	0.00	0.00		0.00	0.00	
Garjanbahal	Big	0.36	0.30	18.75	3.73	2.72	36.93
Total Big Mines		12.60	10.07	25.13	117.17	98.76	18.64
Total Others		0.00	0.00		0.00	0.00	
Total Big Plus Mines		**12.60**	**10.07**	**25.13**	**117.17**	**98.76**	**18.64**
Total Rest of Mines		0.00	0.00		0.00	0.00	
Total MCL		**12.60**	**10.07**	**25.12**	**117.17**	**98.76**	**18.64**

Table 2.1.7 (C): Total Coal Production MCL

Mine	Type	Production during Feb			Production during the year		
		FY 21	FY 20	Growth (%) M-o-M	FY 21	FY 20	Growth (%) Y-o-Y
Bhubaneswari	Big	1.97	2.19	-9.95	23.01	26.00	-11.48
Lakhanpur	Big	1.44	1.24	15.92	19.74	20.08	-1.69
Bharatpur	Big	1.25	1.15	7.89	7.94	5.72	38.81
Lingaraj	Big	1.56	1.27	22.92	12.73	11.71	8.75
Samaleswari	Big	0.46	0.27	71.54	4.24	1.91	122.34
Kulda	Big	1.50	1.64	-8.46	16.78	14.73	13.92
Kaniha	Big	1.15	0.67	72.93	9.02	7.26	24.31
Hingula	Big	0.92	0.78	17.99	6.55	5.14	27.48
Ananta	Big	1.34	1.09	22.62	11.97	7.16	67.23
Jagannath	Big	0.81	0.59	37.41	6.21	4.78	29.89
Belpahar	Big	0.91	1.13	-19.68	6.19	5.88	5.34
Lajkura	Big	0.52	0.64	-19.12	4.11	3.88	6.06
Balram	Big	0.76	0.77	-0.91	5.59	5.23	6.82
Basundhara (W)	Others	0.10	0.09	17.65	0.91	0.56	61.92
Garjanbahal	Big	1.42	1.09	30.13	11.82	9.86	19.89
Total Big Mines		16.04	13.83	15.99	149.70	129.74	15.38
Total Others		0.10	0.09	17.65	0.91	0.56	61.92
Total Big Plus Mines		**16.14**	**13.92**	**16.00**	**150.61**	**130.31**	**15.58**
Total Rest of Mines		0.00	0.00		0.00	0.00	
Total MCL		**16.14**	**13.92**	**15.95**	**150.60**	**130.30**	**15.58**

Table 2.1.8: Coal Production SCCL *All Figures in MT*

Mine	Type	Production During Feb			Production Upto Feb		
		FY 22	FY 21	Growth (%) M-o-M	FY 22	FY 21	Growth (%) Y-o-Y
PK OC	Big	0.82	0.89	-8.15	9.04	6.29	43.62
RG OC III Extn.	Big	0.74	0.67	9.03	7.64	6.68	14.34
JVR OC II	Big	0.95	0.48	96.91	6.74	4.26	58.41
Ramagundam OC I Exp. Ph II	Big	0.12	0.37	-66.28	3.26	3.87	-15.75
Gouthamkhani OC	Others	0.25	0.29	-13.88	3.06	2.25	35.89
JVR OCI Exp.	Others	0.00	0.00		0.00	0.31	-100.00
Koyagudem OC II	Others	0.12	0.31	-60.50	2.87	2.02	41.67
Jawaharkhani 5 OC	Others	0.25	0.31	-18.34	2.64	2.26	17.04
Srirampur OC II	Others	0.31	0.22	38.60	2.43	1.87	30.34
Khairagura OC	Others	0.31	0.20	51.94	1.99	1.02	94.60
Total Big Mines		2.62	2.41	8.68	26.68	21.10	26.45
Total Other Mines		**1.24**	**1.34**	-6.91	**12.99**	**9.73**	33.49
Total Big Plus Mines		3.87	3.75	3.13	39.67	30.83	28.67
Rest of Mines		2.17	1.84	18.15	18.91	13.37	41.45
Total SCCL		**6.04**	**5.59**	**8.07**	**58.58**	**44.20**	**32.53**

Table 2.1.9: Coal Production Captive & Others *All Figures in MT*

Block	Type	Production during Feb			Production Upto Feb		
		FY 22	FY 21	Growth (%) M-o-M	FY 22	FY 21	Growth (%) Y-o-Y
Moher & Amlohori Extn.	Big	1.95	1.80	-89.21	16.78	16.71	0.38
Parsa East & Kanta Basan	Big	1.40	1.78	-86.44	13.50	13.10	3.04
Pakri Barwadih	Big	0.87	0.68	-89.10	7.50	6.25	20.06
Tata	Big	0.41	0.44	-91.69	4.27	5.31	-19.52
Amelia (North)	Big	0.11	0.16	-93.93	2.80	2.64	6.13
Sarshatali	Big	0.09	0.21	-88.87	1.55	1.90	-18.13
Tadicherla-I	Big	0.18	0.15	-91.85	2.04	1.84	10.69
Dulanga	Big	0.60	0.38	-85.53	4.58	2.63	73.77
Manoharpur	Big	0.59	0.31	-77.41	4.45	1.38	222.27
Pachwara North	Big	0.84	0.38	-89.61	8.38	3.66	129.25
Total Big Mines		**7.04**	**6.30**	11.86	**65.85**	**55.41**	18.83
Rest of Mines		2.20	0.84	160.31	14.70	5.81	153.20
Overall Captive & Othres		**9.24**	**7.14**	**29.41**	**80.55**	**61.22**	**31.57**

Table 2.2: Summary of OBR of Big Mines of CIL *All Figures in MM3*

Subsidiary	Description	OBR during Feb			OBR during the year		
		FY 22	FY 21	Growth(%) M-o-M	FY 22	FY 21	Growth(%) Y-o-Y
ECL	Big Mines	7.53	8.94	-15.77	74.91	85.53	-12.41
	Other Mines	0.17	0.20	-15.00	2.20	2.48	-11.33
	Big Plus Mines	**7.72**	**9.14**	-15.54	**77.12**	**88.01**	-12.37
	Rest of Mines	3.06	4.02	-23.88	30.32	37.89	-19.98
	Total ECL	**10.78**	**13.16**	-18.09	**107.44**	**125.90**	-14.66
BCCL	Big Mines	0.00	0.00		0.00	0.00	
	Other Mines	4.80	4.33	10.78	48.44	46.01	5.28
	Big Plus Mines	**4.80**	**4.33**	10.78	**48.45**	**46.01**	5.30
	Rest of Mines	4.83	4.43	9.11	47.23	48.51	-2.64
	Total BCCL	**9.63**	**8.76**	9.93	**95.68**	**94.52**	1.23
CCL	Big Mines	4.36	5.29	-17.53	49.13	50.89	-3.45
	Other Mines	1.84	1.43	28.57	16.16	16.93	-4.54
	Big Plus Mines	**6.20**	**6.72**	-7.73	**65.29**	**67.81**	-3.72
	Rest of Mines	2.57	2.41	6.59	25.54	26.78	-4.62
	Total CCL	**8.77**	**9.13**	-3.94	**90.83**	**94.59**	-3.98
NCL	Big Mines	31.59	29.83	5.89	321.31	337.94	-4.92
	Other Mines	1.55	1.03	50.34	9.94	10.73	-7.37
	Big Plus Mines	**33.14**	**30.86**	7.41	**331.25**	**348.03**	-4.82
	Rest of Mines	0.00	0.00		0.00	0.00	
	Total NCL	**33.13**	**30.86**	7.36	**328.38**	**348.03**	-5.65
WCL	Big Mines	1.18	2.30	-48.69	17.62	12.64	39.44
	Other Mines	10.69	15.92	-32.83	124.62	132.48	-5.93
	Big Plus Mines	**11.87**	**18.22**	-34.83	**142.24**	**145.11**	-1.98
	Rest of Mines	13.68	10.90	25.45	103.62	80.83	28.20
	Total WCL	**25.55**	**29.12**	-12.26	**245.86**	**225.94**	8.82
SECL	Big Mines	10.73	10.00	7.30	104.15	118.18	-11.87
	Other Mines	4.11	4.47	-8.05	38.22	40.53	-5.71
	Big Plus Mines	**14.84**	**14.47**	2.56	**142.37**	**158.71**	-10.29
	Rest of Mines	5.57	2.75	102.51	33.19	22.32	48.69
	Total SECL	**20.41**	**17.22**	18.52	**175.56**	**181.03**	-3.02
MCL	Big Mines	18.55	15.06	23.17	186.97	157.28	18.88
	Other Mines	0.00	0.12	-98.33	0.09	0.48	-81.17
	Big Plus Mines	**18.55**	**15.18**	22.21	**187.05**	**157.75**	18.57
	Rest of Mines	0.00	0.00		0.00	0.00	
	Total MCL	**18.55**	**15.48**	19.83	**187.06**	**157.91**	18.46
CIL	Big Mines	73.93	71.41	3.53	754.09	762.44	-1.09
	Other Mines	23.16	27.50	-15.78	239.67	249.64	-3.99
	Big Plus Mines	**97.11**	**100.25**	-3.13	**995.21**	**1013.22**	-1.78
	Rest of Mines	29.83	23.48	27.04	235.75	215.24	9.53
	Total CIL	**126.94**	**123.73**	2.59	**1230.96**	**1228.46**	0.20
SCCL	Big Mines	15.99	11.81	35.41	141.22	101.85	38.65
	Other Mines	6.01	6.83	-11.99	67.73	66.90	1.24
	Big Plus Mines	**22.00**	**18.64**	**18.04**	**208.95**	**168.75**	**23.82**
	Rest of Mines	15.16	11.83	28.19	137.23	119.75	14.60
	Total SCCL	**37.16**	**30.47**	**21.98**	**346.18**	**288.50**	**19.99**

All India	Big Mines	89.92	83.22	8.05	895.31	864.29	3.59
	Other Mines	29.17	34.33	-15.03	27.24	33.47	-18.60
	Big Plus Mines	**119.09**	**117.55**	**1.31**	**922.55**	**897.75**	**2.76**
	Rest of Mines	45.01	36.64	22.86	654.59	619.21	5.71
	Total OBR	**164.10**	**154.19**	**6.43**	**1577.14**	**1516.96**	**3.97**

Details of Subsidiary-wise OBR Status is given in subsequent Tables

Note:- **Big Mines means top 35 mines**
Others Mines means top 75 mines excluding top 35 mines
Big plus mines means top 75 mines including top 35 mines
Rest of Mines means other than big plus mines

Table 2.2.1 (A) Departmental OBR ECL *All Figurds in MM3*

Mine	Type	OBR during Feb			OBR during the year		
		FY 22	FY 21	Growth(%) M-o-M	FY 22	FY 21	Growth(%) Y-o-Y
Rajmahal	Big	0.52	0.56	-7.14	5.72	4.02	42.18
Sonepur Bazari	Big	0.75	1.06	-29.25	8.89	9.683	-8.19
Chitra East	Others	0.17	0.19	-10.53	2.01	2.205	-8.84
Big Mines		1.27	1.62	-21.60	14.61	13.71	6.60
Other Mines		0.17	0.19	-10.53	2.01	2.21	-8.84
Big Plus Mines		**1.44**	**1.81**	**-20.44**	**16.62**	**15.91**	**4.46**
Rest of Mines		0.90	1.07	-15.89	10.02	9.86	1.63
Total ECL		**2.34**	**2.88**	**-18.75**	**26.64**	**25.77**	**3.38**

Table 2.2.1 (B) Contractual OBR ECL

Mine	Type	OBR during Feb			OBR during the year		
		FY 22	FY 21	Growth(%) M-o-M	FY 22	FY 21	Growth(%) Y-o-Y
Rajmahal	Big	0.74	1.14	-35.09	8.50	16.27	-47.76
Sonepur Bazari	Big	5.52	6.18	-10.68	51.80	55.550	-6.75
Chitra East	Others	0.00	0.01		0.19	0.276	-31.16
Big Mines		6.26	7.32	-14.48	60.30	71.82	-16.04
Other Mines		0.00	0.01		0.19	0.28	-31.16
Big Plus Mines		**6.26**	**7.33**	**-14.60**	**60.49**	**72.10**	**-16.10**
Rest of Mines		2.19	2.95	-25.76	20.31	28.04	-27.57
Total ECL		**8.45**	**10.28**	**-17.80**	**80.80**	**100.14**	**-19.31**

Table 2.2.1 (C) Total OBR ECL

Mine	Type	OBR during Feb			OBR during the year		
		FY 22	FY 21	Growth(%) M-o-M	FY 22	FY 21	Growth(%) Y-o-Y
Rajmahal	Big	1.26	1.70	-25.88	14.22	20.30	-29.93
Sonepur Bazari	Big	6.27	7.24	-13.40	60.69	65.23	-6.96
Chitra East	Others	0.17	0.20	-15.00	2.20	2.48	-11.33
Big Mines		7.53	8.94	-15.77	74.91	85.53	-12.41
Other Mines		0.17	0.20	-15.00	2.20	2.48	-11.33
Big Plus Mines		**7.70**	**9.14**	**-15.75**	**77.11**	**88.01**	**-12.38**
Rest of Mines		3.08	4.02	-23.38	30.33	37.89	-19.95
Total ECL		**10.78**	**13.16**	**-18.09**	**107.44**	**125.90**	**-14.66**

Table 2.2.2 (A) Departmental OBR BCCL *All Figurds in MM3*

Mine	Type	OBR during Feb			OBR during the year		
		FY 22	FY 21	Growth(%) M-o-M	FY 22	FY 21	Growth(%) Y-o-Y
NT ST Je	Others	0.10	0.12	-19.33	1.29	1.28	1.10
AKWMC	Others	0.23	0.22	4.02	2.86	2.85	0.53
Phularitand	Others	0.00	0.00		0.36	0.00	
S Bansjora	Others	0.00	0.00		0.00	0.00	
NGKAC	Others	0.00	0.00		0.06	0.00	
ROCP	Others	0.00	0.00		0.00	0.00	
KOCP	Others	0.36	0.19	93.01	3.72	1.92	93.35
ABOCP	Others	0.18	0.20	-11.33	2.54	2.41	5.35
B Dahibari	Others	0.18	0.12	52.59	1.81	1.32	36.71
Big Mines		0.00	0.00		0.00	0.00	
Other Mines		1.05	0.85	23.23	12.64	9.78	29.24
Big Plus Mines		**1.05**	**0.85**	**23.23**	**12.64**	**9.78**	**29.24**
Rest of Mines		0.50	0.47	4.87	3.53	4.77	-26.00
Total BCCL		**1.54**	**1.32**	**16.67**	**16.17**	**14.55**	**11.13**

Table 2.2.2 (B) Contractual OBR BCCL

Mine	Type	OBR during Feb			OBR during the year		
		FY 22	FY 21	Growth(%) M-o-M	FY 22	FY 21	Growth(%) Y-o-Y
NT ST Je	Others	0.81	0.95	-14.93	8.15	9.77	-16.55
AKWMC	Others	0.84	0.56	49.29	9.09	3.95	130.30
Phularitand	Others	0.00	0.00		0.00	1.34	-100.00
S Bansjora	Others	0.18	0.16	15.38	1.82	2.02	-9.77
NGKAC	Others	0.27	0.37	-28.11	3.44	2.51	37.00
ROCP	Others	0.09	0.40	-77.47	0.93	5.15	-81.93
KOCP	Others	0.59	0.46	29.67	5.62	5.22	7.72
ABOCP	Others	0.93	0.52	78.89	6.46	5.71	13.21
B Dahibari	Others	0.05	0.08	-32.89	0.29	0.58	-32.89
Big Mines		0.00	0.00		0.00	0.00	
Other Mines		3.76	3.49	7.75	35.80	36.23	-1.19
Big Plus Mines		**3.76**	**3.49**	**7.75**	**35.80**	**36.23**	**-1.19**
Rest of Mines		4.32	3.96	9.08	43.71	43.74	-0.07
Total BCCL		**8.08**	**7.45**	**8.46**	**79.51**	**79.97**	**-0.58**

Table 2.2.2 (C) Total OBR BCCL

Mine	Type	OBR during Feb			OBR during the year		
		FY 22	FY 21	Growth(%) M-o-M	FY 22	FY 21	Growth(%) Y-o-Y
NT ST Je	Others	0.91	1.07	-15.42	9.44	11.04	-14.51
AKWMC	Others	1.07	0.79	36.39	11.95	6.79	75.94
Phularitand	Others	0.00	0.00		0.36	1.34	-73.03
S Bansjora	Others	0.18	0.16	15.38	0.60	2.02	-70.40
NGKAC	Others	0.27	0.37	-28.11	3.50	2.51	39.39
ROCP	Others	0.09	0.40	-77.47	0.93	5.15	-81.93
KOCP	Others	0.95	0.64	48.05	9.34	7.14	30.79
ABOCP	Others	1.11	0.72	53.59	9.00	8.12	10.88
B Dahibari	Others	0.23	0.19	18.75	2.10	1.91	10.06
Big Mines		0.00	0.00		0.00	0.00	
Other Mines		4.80	4.33	10.78	48.44	46.01	5.28
Big Plus Mines		**4.80**	**4.33**	**10.78**	**48.44**	**46.01**	**5.28**
Rest of Mines		4.83	4.43	9.11	47.24	48.51	-2.62
Total BCCL		**9.63**	**8.76**	**9.93**	**95.68**	**94.52**	**1.23**

Table 2.2.3 (A) Departmental OBR CCL *All Figurds in MM3*

Mine	Type	OBR during Feb			OBR during the year		
		FY 22	FY 21	Growth(%) M-o-M	FY 22	FY 21	Growth(%) Y-o-Y
Ashoka	Big	0.16	0.14	12.06	1.54	1.19	29.52
Amarpali	Big	0.00	0.00		0.00	0.46	-100.00
AKK	Big	0.11	0.00		1.52	0.00	
Govindpur Ph II	Others	0.11	0.13	-25.76	1.03	2.28	-54.78
Rohini	Others	0.10	0.09	43.53	0.85	1.12	-23.84
Purnadih	Others	0.12	0.15	-100.00	1.33	1.44	-7.51
Magadh	Big	0.00	0.15	-58.22	0.00	1.97	-100.00
Tapin North	Others	0.06	0.00		0.63	0.00	
Birsa Project	Others	0.12	0.08	-100.00	1.32	1.42	-7.30
Karo	Big	0.00	0.04	92.31	0.00	1.03	-100.00
Topa OC	Others	0.08	0.00		0.55	0.00	
Big Mines		0.27	0.00		3.06	4.65	-34.25
Other Mines		0.59	0.45	31.69	5.71	6.26	-8.73
Big Plus Mines		**0.86**	**0.45**	92.81	**8.77**	**10.91**	-19.62
Rest of Mines		1.40	1.93	-27.17	16.89	21.53	-21.55
Total CCL		**2.26**	**2.37**	**-4.64**	**25.66**	**32.44**	**-20.90**

Table 2.2.3 (B) Contractual OBR CCL

Mine	Type	OBR during Feb			OBR during the year		
		FY 22	FY 21	Growth(%) M-o-M	FY 22	FY 21	Growth(%) Y-o-Y
Ashoka	Big	0.54	1.90	-71.74	11.40	16.33	-30.20
Amarpali	Big	1.48	1.42	4.51	14.19	17.28	-17.87
AKK	Big	0.65	0.46	40.35	6.07	1.85	227.58
Govindpur Ph II	Others	0.00	0.17	-100.00	0.18	2.25	-91.98
Rohini	Others	0.00	0.00		0.00	0.64	-100.00
Purnadih	Others	0.00	0.00		0.00	0.00	
Magadh	Big	1.28	1.30	-1.69	13.01	8.69	49.71
Tapin North	Others	0.54	0.24	127.54	4.32	1.39	211.69
Birsa Project	Others	0.71	0.41	74.75	5.70	4.06	40.29
Karo	Big	0.14	0.21	-29.76	1.40	2.08	-32.66
Topa OC	Others	0.00	0.17	-100.00	0.25	2.34	-89.33
Big Mines		4.09	5.29	-22.67	46.07	46.23	-0.35
Other Mines		1.25	0.98	27.16	10.45	10.67	-2.08
Big Plus Mines		**5.34**	**6.27**	**-14.86**	**56.52**	**56.90**	**-0.67**
Rest of Mines		1.17	0.49	139.75	8.65	5.25	64.86
Total CCL		**6.51**	**6.76**	-3.70	**65.17**	**62.15**	**4.86**

Table 2.2.3 (C) Total OBR CCL

Mine	Type	OBR during Feb			OBR during the year		
		FY 22	FY 21	Growth(%) M-o-M	FY 22	FY 21	Growth(%) Y-o-Y
Ashoka	Big	0.70	2.05	-65.97	12.94	17.52	-26.15
Amarpali	Big	1.48	1.42	4.51	14.19	17.74	-20.01
AKK	Big	0.76	0.46	65.08	7.59	1.85	309.61
Govindpur Ph II	Others	0.11	0.31	-65.25	1.21	4.52	-73.25
Rohini	Others	0.10	0.09	15.29	0.85	1.75	-51.46
Purnadih	Others	0.12	0.15	-15.86	1.33	1.44	-7.51
Magadh	Big	1.28	1.45	-11.61	13.01	10.66	22.02
Tapin North	Others	0.60	0.24	153.39	4.95	1.39	257.14
Birsa Project	Others	0.84	0.49	70.47	7.02	5.49	27.94
Karo	Big	0.14	0.24	-40.98	1.40	3.11	-54.97
Topa OC	Others	0.08	0.17	-54.82	0.80	2.34	-65.86
Big Mines		4.36	5.29	-17.53	49.13	50.89	-3.45
Other Mines		1.84	1.43	28.57	16.16	16.93	-4.54
Big Plus Mines		**6.20**	**6.72**	**-7.73**	**65.29**	**67.81**	**-3.72**
Rest of Mines		2.57	2.41	6.59	25.54	26.78	-4.62
Total CCL		**8.77**	**9.13**	**-3.94**	**90.83**	**94.59**	**-3.98**

Table 2.2. 4 (A) Departmental OBR NCL *All Figurds in MM3*

Mine	Type	OBR during Feb			OBR during the year		
		FY 22	FY 21	Growth(%) M-o-M	FY 22	FY 21	Growth(%) Y-o-Y
Nigahi	Big	1.14	1.53	-25.41	13.71	17.66	-22.36
Jayant	Big	1.07	1.18	-9.28	11.87	13.55	-12.42
Dudhichua	Big	1.45	1.49	-2.68	13.33	13.72	-2.87
Amlohri	Big	1.09	0.78	40.65	12.68	13.29	-4.55
Khadia	Big	0.92	0.84	10.14	9.10	8.30	9.61
Bina	Big	0.43	0.60	-29.52	5.33	6.27	-14.95
Krishnashila	Big	0.06	0.01	728.57	0.56	0.45	23.62
Block B	Big	0.00	0.00		0.00	0.00	
Jingurda	Others	0.05	0.09	-42.22	1.37	1.47	-6.80
Kakari	Others	0.43	0.37	15.68	3.95	3.56	11.05
Big Mines		6.164	6.42	-3.97	66.58	73.24	-9.10
Other Mines		0.48	0.46	4.35	5.32	5.03	5.83
Big Plus Mines		**6.64**	**6.88**	**-3.42**	**71.90**	**78.27**	**-8.14**
Rest of Mines		0.00	0.00		0.00	0.00	
Total NCL		**6.64**	**6.76**	**-1.78**	**70.40**	**77.78**	**-9.49**

Table 2.2.4 (B) Contractual OBR NCL

Mine	Type	OBR during Feb			OBR during the year		
		FY 22	FY 21	Growth(%)	FY 22	FY 21	Growth(%)
Nigahi	Big	3.33	3.78	-11.95	38.82	50.74	-23.49
Jayant	Big	4.19	3.63	15.45	36.73	32.80	11.97
Dudhichua	Big	4.57	3.55	28.70	38.42	44.36	-13.38
Amlohri	Big	4.23	3.58	18.18	36.65	40.09	-8.58
Khadia	Big	3.26	3.10	5.06	38.09	37.55	1.44
Bina	Big	2.77	3.36	-17.72	35.06	27.16	29.09
Krishnashila	Big	1.71	1.48	14.96	14.13	19.71	-28.33
Block B	Big	1.37	0.95	43.19	16.83	12.28	37.01
Jingurda	Others	1.08	0.57	89.28	4.62	5.64	-18.06
Kakari	Others	0.00	0.00		0.00	0.07	-100.00
Big Mines		25.42	23.528	8.05	254.73	264.69	-3.76
Other Mines		1.08	0.57	89.28	4.62	5.70	-19.00
Big Plus Mines		**26.50**	**24.10**	**9.96**	**259.35**	**270.40**	**-4.09**
Rest of Mines		0.00	0.00		0.00	0.00	
Total NCL		**26.50**	**24.10**	**9.96**	**257.98**	**270.25**	**-4.54**

Table 2.2.4 (C) Total OBR NCL

Mine	Type	OBR during Feb			OBR during the year		
		FY 22	FY 21	Growth(%) M-o-M	FY 22	FY 21	Growth Y-o-Y
Nigahi	Big	4.47	5.32	-15.82	66.02	68.40	-3.47
Jayant	Big	5.26	4.81	9.41	48.60	46.36	4.84
Dudhichua	Big	6.02	5.04	19.42	51.75	58.08	-10.90
Amlohri	Big	5.32	4.36	22.18	49.33	53.38	-7.58
Khadia	Big	4.18	3.94	6.14	47.19	45.85	2.92
Bina	Big	3.19	3.97	-19.51	40.39	33.43	20.83
Krishnashila	Big	1.76	1.49	18.31	14.69	20.17	-27.16
Block B	Big	1.37	0.95	43.19	16.83	12.28	37.01
Jingurda	Others	1.13	0.66	71.32	5.99	7.11	-15.73
Kakari	Others	0.43	0.37	15.68	3.95	3.62	9.03
Big Mines		31.59	29.83	5.89	321.31	337.94	-4.92
Other Mines		1.55	1.03	50.34	9.94	10.73	-7.37
Big Plus Mines		**33.13**	**30.86**	**7.38**	**331.25**	**348.67**	**-5.65**
Rest of Mines		0.00	0.00		0.00	0.00	
Total NCL		**33.13**	**30.86**	**7.38**	**328.38**	**348.03**	**-5.65**

Table 2.2.5 (A) Departmental OBR WCL *All Figurds in MM3*

Mine	Type	OBR during Feb			OBR during the year		
		FY 22	FY 21	Growth(%) M-o-M	FY 22	FY 21	Growth(%) Y-o-Y
Durgapur -(Sec.-V)	Others	0.19	0.14	38.13	2.64	2.49	6.19
Sasti	Others	0.28	0.35	-19.14	3.87	3.92	-1.23
NM-Sector-I & II (A)	Others	0.08	0.05	70.83	0.53	0.79	-32.57
Niljai Deep	Others	0.06	0.06	7.14	0.74	0.76	-3.14
Mungoli	Others	0.10	0.30	-66.44	3.21	3.77	-14.85
Penganga	Big	0.03	0.06	-50.85	0.75	1.64	-54.32
Ukni	Others	0.18	0.11	65.09	1.97	3.02	-34.85
Gondegaon	Others	0.18	0.27	-32.58	2.22	3.31	-32.91
Umrer	Others	0.28	0.20	40.10	3.42	4.00	-14.54
Makardhokra-I	Others	0.00	0.00		0.01	0.00	
Gokul	Others	0.00	0.00		0.01	0.00	
MKD-III	Others	0.00	0.00		0.00	0.00	
Big Mines		0.03	0.06	-50.85	0.75	1.64	-54.32
Other Mines		1.36	1.47	-7.57	18.62	22.06	-15.59
Big Plus Mines		**1.38**	**1.53**	**-9.25**	**19.37**	**23.70**	**-18.27**
Rest of Mines		1.27	1.16	9.61	11.76	14.88	-20.96
Total WCL		**2.65**	**2.68**	**-1.12**	**31.13**	**38.58**	**-19.31**

Table 2.2.5 (B) Contractual OBR WCL

Mine	Type	OBR during Feb			OBR during the year		
		FY 22	FY 21	Growth(%) M-o-M	FY 22	FY 21	Growth(%) Y-o-Y
Durgapur -(Sec.-V)	Others	0.44	0.92	-52.02	7.24	8.55	-15.30
Sasti	Others	0.49	0.58	-15.64	0.67	6.36	-89.46
NM-Sector-I & II (A)	Others	2.62	2.38	10.11	21.98	10.10	117.62
Niljai Deep	Others	1.28	2.68	-52.43	23.70	22.42	5.72
Mungoli	Others	0.77	1.56	-50.64	11.67	17.19	-32.11
Penganga	Big	1.15	2.24	-48.64	16.87	10.99	53.45
Ukni	Others	0.58	1.10	-47.40	7.46	8.05	-7.33
Gondegaon	Others	0.36	0.53	-31.95	1.52	5.10	-70.21
Umrer	Others	0.00	0.00		0.04	0.00	
Makardhokra-I	Others	1.93	2.67	-27.52	16.63	14.43	15.27
Gokul	Others	0.87	0.81	7.17	10.45	7.40	41.14
MKD-III	Others	0.00	1.23	-100.00	4.64	10.82	-57.12
Big Mines		1.15	2.24	-48.64	16.87	10.99	53.45
Other Mines		9.34	14.45	-35.39	106.00	110.42	-4.00
Big Plus Mines		**10.49**	**16.69**	**-37.17**	**122.87**	**121.41**	**1.20**
Rest of Mines		12.41	9.76	27.20	91.87	65.96	39.29
Total WCL		**22.90**	**26.45**	**-13.42**	**214.74**	**187.37**	**14.61**

Table 2.2.5 (C) Total OBR WCL

Mine	Type	OBR during Feb			OBR during the year		
		FY 22	FY 21	Growth(%) M-o-M	FY 22	FY 21	Growth(%) Y-o-Y
Durgapur -(Sec.-V)	Others	0.63	1.06	-40.15	9.88	11.03	-10.46
Sasti	Others	0.77	0.93	-16.95	4.54	10.28	-55.82
NM-Sector-I & II (A)	Others	2.71	2.43	11.31	22.51	10.89	106.78
Niljai Deep	Others	1.34	2.74	-51.21	24.44	23.18	5.43
Mungoli	Others	0.87	1.86	-53.17	14.88	20.96	-29.01
Penganga	Big	1.18	2.30	-48.69	17.62	12.64	39.44
Ukni	Others	0.75	1.20	-37.49	9.43	11.07	-14.85
Gondegaon	Others	0.54	0.80	-32.16	3.74	8.41	-55.54
Umrer	Others	0.28	0.20	40.10	3.46	4.00	-13.54
Makardhokra-I	Others	1.93	2.67	-27.52	16.64	14.43	15.34
Gokul	Others	0.87	0.81	7.17	10.46	7.40	41.27
MKD-III	Others	0.00	1.23	-100.00	4.64	10.82	-57.12
Big Mines		1.18	2.30	-48.69	17.62	12.64	39.44
Other Mines		10.69	15.92	-32.83	124.62	132.48	-5.93
Big Plus Mines		**11.87**	**18.22**	**-34.83**	**142.24**	**145.11**	**-1.98**
Rest of Mines		13.68	10.90	25.45	103.63	80.83	28.21
Total WCL		**25.55**	**29.12**	**-12.26**	**245.87**	**225.94**	**8.82**

Table 2.2.6 (A) Departmental OBR SECL *All Figurds in MM3*

Mine	Type	OBR during Feb			OBR during the year		
		FY 22	FY 21	Growth(%) M-o-M	FY 22	FY 21	Growth(%) Y-o-Y
Gevra	Big	2.92	2.85	2.57	29.14	28.22	3.27
Dipka	Big	0.85	0.68	25.00	10.16	10.89	-6.73
Kushmunda	Big	2.72	1.47	85.03	21.56	21.30	1.20
Chhal	Others	0.00	0.00		0.08	0.00	
Manikpur	Big	0.01	0.01		0.24	0.22	11.63
Baroud	Others	0.00	0.00		0.04	0.00	
GP IV/2-3	Others	0.00	0.00		0.01	0.00	
Jampali	Others	0.00	0.00		0.09	0.00	
Dhanpuri	Others	0.28	0.35	-20.00	2.30	3.91	-41.10
Mahan II	Others	0.00	0.00		0.00	0.00	
Amadand	Others	0.05	0.07	-28.57	0.65	1.40	-53.51
Chirimiri	Others	0.14	0.13	7.69	1.27	1.85	-31.17
GP IV/1	Others	0.00	0.00		0.00	0.00	
Big Mines		6.669	5.01	33.22	59.96	60.63	-1.10
Other Mines		0.47	0.55	-14.55	4.44	7.15	-37.88
Big Plus Mines		**7.14**	**5.56**	28.49	**64.40**	**67.78**	**-4.98**
Rest of Mines		0.00	0.15	-99.35	0.00	2.00	-100.00
Total SECL		**7.14**	**5.71**	**25.04**	**64.40**	**69.78**	**-7.71**

Table 2.2.6 (B) Contractual OBR SECL

Mine	Type	OBR during Feb			OBR during the year		
		FY 22	FY 21	Growth(%) M-o-M	FY 22	FY 21	Growth(%) Y-o-Y
Gevra	Big	0.00	1.79	-100.00	10.00	20.22	-50.55
Dipka	Big	0.75	1.22	-38.52	8.57	13.46	-36.33
Kushmunda	Big	1.95	0.99	96.97	13.12	10.55	24.41
Chhal	Others	1.06	0.69	53.62	8.44	6.82	23.79
Manikpur	Big	1.36	0.99	37.37	12.50	13.32	-6.14
Baroud	Others	0.34	0.40	-15.00	4.61	8.39	-45.05
GP IV/2-3	Others	0.86	0.76	13.16	5.74	5.19	10.68
Jampali	Others	0.84	1.21	-30.58	9.75	5.29	84.17
Dhanpuri	Others	0.00	0.00		0.01	0.00	
Mahan II	Others	0.00	0.13	-100.00	0.07	2.56	-97.27
Amadand	Others	0.54	0.52	3.85	4.56	3.52	29.47
Chirimiri	Others	0.00	0.21	-100.00	0.60	1.62	-62.85
GP IV/1	Others	0.00	0.00		0.00	0.00	
Big Mines		4.06	4.99	-18.69	44.19	57.55	-23.21
Other Mines		3.64	3.92	-7.14	33.78	33.39	1.18
Big Plus Mines		**7.70**	**8.91**	**-13.61**	**77.97**	**90.93**	**-14.25**
Rest of Mines		5.57	2.60	114.48	33.19	20.32	63.35
Total SECL		**13.27**	**11.51**	**15.29**	**111.16**	**111.25**	**-0.08**

Table 2.2.6 (C) Total OBR SECL

Mine	Type	OBR during Feb			OBR during the year		
		FY 22	FY 21	Growth(%) M-o-M	FY 22	FY 21	Growth(%) Y-o-Y
Gevra	Big	2.92	4.64	-37.08	39.14	48.44	-19.20
Dipka	Big	1.60	1.90	-15.79	18.73	24.35	-23.09
Kushmunda	Big	4.67	2.46	89.84	34.68	31.85	8.89
Chhal	Others	1.06	0.69	53.62	8.52	6.82	24.96
Manikpur	Big	1.37	1.00	37.00	12.74	13.53	-5.85
Baroud	Others	0.34	0.40	-15.00	4.65	8.39	-44.58
GP IV/2-3	Others	0.86	0.76	13.16	5.75	5.19	10.88
Jampali	Others	0.84	1.21	-30.58	9.84	5.29	85.87
Dhanpuri	Others	0.28	0.35	-20.00	2.31	3.91	-40.85
Mahan II	Others	0.00	0.13	-100.00	0.07	2.56	-97.27
Amadand	Others	0.59	0.59	0.00	5.21	4.92	5.89
Chirimiri	Others	0.14	0.34	-58.82	1.87	3.46	-45.95
GP IV/1	Others	0.00	0.00		0.00	0.00	
Big Mines		10.73	10.00	7.30	104.15	118.18	-11.87
Other Mines		4.11	4.47	-8.05	38.22	40.53	-5.71
Big Plus Mines		**14.84**	**14.47**	**2.56**	**142.37**	**158.71**	**-10.29**
Rest of Mines		5.57	2.75	102.51	33.19	22.32	48.69
Total SECL		**20.41**	**17.22**	**18.52**	**175.56**	**181.03**	**-3.02**

Table 2.2.7 (A) Departmental OBR MCL *All Figurds in MM3*

Mine	Type	OBR during Feb			OBR during the year		
		FY 22	FY 21	Growth(%) M-o-M	FY 22	FY 21	Growth(%) Y-o-Y
Bhubaneswari	Big	0.00	0.00		0.00	0.00	
Lakhanpur	Big	0.39	0.45	-13.22	4.02	2.88	39.73
Bharatpur	Big	0.11	0.31	-64.82	2.10	3.18	-33.88
Lingaraj	Big	0.21	0.13	59.69	1.59	1.50	5.72
Samaleswari	Big	0.09	0.04	165.71	1.36	0.60	126.67
Kulda	Big	0.00	0.00		0.00	0.09	-100.00
Kaniha	Big	0.00	0.00		0.00	0.00	
Hingula	Big	0.02	0.06	-65.57	0.16	0.54	-70.32
Ananta	Big	0.12	0.29	-59.79	1.68	1.75	-4.22
Jagannath	Big	0.26	0.25	6.50	2.18	2.16	1.07
Belpahar	Big	0.07	0.10	-30.10	1.26	0.74	70.04
Lajkura	Big	0.08	0.15	-44.97	1.16	1.16	0.35
Balram	Big	0.19	0.16	19.38	1.25	1.60	-22.07
Basundhara (W)	Others	0.00	0.05	-95.92	0.04	0.41	-90.17
Garjanbahal	Big	0.20	0.21	-3.33	1.94	2.08	-6.69
Big Mines		1.75	1.97	-11.31	18.40	18.22	1.00
Other Mines		0.00	0.05	-95.92	0.04	0.41	-90.17
Big Plus Mines		**1.75**	**2.02**	**-13.37**	**18.44**	**18.63**	**-0.99**
Rest of Mines		0.00	0.00		0.00	0.00	
Total MCL		**1.75**	**2.02**	**-13.37**	**18.44**	**18.63**	**-0.99**

Table 2.2.7 (B) Contractual OBR MCL

Mine	Type	OBR during Feb			OBR during the year		
		FY 22	FY 21	Growth(%) M-o-M	FY 22	FY 21	Growth(%) Y-o-Y
Bhubaneswari	Big	0.87	1.43	-39.36	12.54	16.75	-25.14
Lakhanpur	Big	2.50	2.36	5.84	31.33	35.42	-11.56
Bharatpur	Big	0.72	1.02	-29.11	8.15	5.40	50.90
Lingaraj	Big	1.66	1.15	43.97	11.52	9.80	17.53
Samaleswari	Big	0.97	0.00		8.88	3.97	123.68
Kulda	Big	1.07	1.15	-7.38	14.13	15.13	-6.61
Kaniha	Big	0.63	0.03	2315.38	6.74	3.50	92.74
Hingula	Big	1.32	1.23	7.42	17.06	7.37	131.51
Ananta	Big	2.61	1.43	82.98	22.25	10.73	107.42
Jagannath	Big	0.78	0.33	137.99	4.15	2.90	42.91
Belpahar	Big	0.78	0.48	64.63	3.87	3.63	6.52
Lajkura	Big	0.98	0.79	23.46	9.66	6.86	40.88
Balram	Big	1.26	1.21	3.97	12.27	12.99	-5.56
Basundhara (W)	Others	0.00	0.07	-100.00	0.05	0.07	-29.58
Garjanbahal	Big	0.65	0.57	15.55	5.40	4.80	12.50
Big Mines		16.80	13.38	25.59	168.57	139.22	21.08
Other Mines		0.00	0.07	-100.00	0.05	0.07	-29.58
Big Plus Mines		**16.80**	**13.45**	**24.92**	**168.62**	**139.29**	**21.06**
Rest of Mines		0.00	0.00		0.00	0.00	
Total MCL		**16.80**	**13.45**	**24.92**	**168.62**	**139.29**	**21.06**

Table 2.2.7 (C) Total OBR MCL

Mine	Type	OBR during Feb			OBR during the year		
		FY 22	FY 21	Growth(%) M-o-M	FY 22	FY 21	Growth(%) Y-o-Y
Bhubaneswari	Big	0.87	1.43	-39.36	12.54	16.75	-25.14
Lakhanpur	Big	2.90	2.82	2.77	35.35	38.30	-7.70
Bharatpur	Big	0.83	1.32	-37.39	10.25	8.58	19.51
Lingaraj	Big	1.87	1.28	45.55	13.11	11.31	15.96
Samaleswari	Big	1.06	0.04	2934.29	10.24	4.57	124.07
Kulda	Big	1.07	1.15	-7.47	14.13	15.22	-7.17
Kaniha	Big	0.63	0.03	2319.23	6.74	3.50	92.74
Hingula	Big	1.34	1.29	3.96	17.22	7.91	117.75
Ananta	Big	2.73	1.71	59.16	23.93	12.48	91.73
Jagannath	Big	1.05	0.58	81.74	6.33	5.06	25.07
Belpahar	Big	0.85	0.58	47.75	5.13	4.37	17.28
Lajkura	Big	1.06	0.94	12.63	10.82	8.01	35.03
Balram	Big	1.45	1.37	5.77	13.52	14.60	-7.37
Basundhara (W)	Others	0.00	0.12	-98.33	0.09	0.48	-81.17
Garjanbahal	Big	0.86	0.78	10.44	7.34	6.88	6.70
Big Mines		18.55	15.36	20.77	186.97	157.44	18.76
Other Mines		0.00	0.12	-98.33	0.09	0.48	-81.17
Big Plus Mines		**18.55**	**15.48**	**19.84**	**187.06**	**157.91**	**18.46**
Rest of Mines		0.00	0.00		0.00	0.00	
Total MCL		**18.55**	**15.48**	**19.84**	**187.06**	**157.91**	**18.46**

Table 2.2.8: OBR SCCL *All Figures in MM3*

Mine	Type	OBR during Feb			OBR during the year		
		FY 22	FY 21	Growth(%) M-o-M	FY 22	FY 21	Growth(%) Y-o-Y
PKOC	Big	5.86	4.92	19.10	48.88	35.68	36.99
RG OC III Extn.	Big	4.70	2.78	68.74	45.51	34.26	32.84
JVR OCII	Big	3.99	2.45	62.91	34.35	17.79	93.02
Ramagundam OCI Exp. Ph II	Big	1.43	1.65	-13.07	12.49	14.12	-55.05
Gouthamkhani OC	Others	0.19	0.15	28.35	1.33	2.97	-100.00
JVR OCI Exp.	Others		0.00			0.17	-1.17
Koyagudem OC II	Others	0.90	1.19	-23.89	13.08	13.23	-57.81
Jawaharkhani 5 OC	Others	0.09	0.98	-90.87	3.70	8.76	-3.90
Srirampur OC II	Others	1.82	2.14	-14.88	24.84	25.85	55.72
Khairagura OC	Others	3.01	2.37	26.78	24.78	15.91	55.72
Total Big Mines		**15.99**	**11.81**	35.41	**141.22**	**101.85**	38.65
Total Other Mines		6.01	6.83	-11.99	67.73	66.90	**1.24**
Total Big Plus Mines		**22.00**	**18.64**	**18.04**	**208.95**	**168.75**	**23.82**
Rest of Mines		15.16	11.83	**28.19**	137.23	119.75	14.60
Total SCCL		**37.16**	**30.47**	**21.98**	**346.18**	**288.50**	**19.99**

Exploration

Table - 1 : PERFORMANCE REPORT

Performance of CMPDI for the month of February, 2022 and progressive upto February, 2022 (2021-22) (PROVISIONAL)

ITEM	TARGET 2021-22 (Proposed)	Current Month February, 2022			Achievement in correspond. month of prev. year 2020-21	Growth over correspond. month of 2020-21		Cumulative Achievement upto February, 2022 (2021-22)			Cumulative Achiev. upto correspond. period of prev. year 2020-21	Growth over correspond. period of 2020-21	
		Target	Actual	%age ach.		Abs	%age	Target	Actual	%age ach.		Abs	%age
DRILLING													
1. DRILLING BY CMPDI (DEPARTMENTAL) (in metre)	**471000**	**50750**	**59061**	**116%**	**62761**	**-3699**	**-6%**	**415730**	**368211**	**89%**	**410606**	**-42396**	**-10%**
DRILLING THROUGH OTHER AGENCIES													
2. DRILLING BY STATE GOVT. (in metre)	2000	200	295	148%	291	4	**1%**	1800	1073	60%	917	156	17%
3. OUTSOURCING THROUGH MOU (CIL/Non-CIL Blocks) (in metre)	66500	5950	15892	267%	51185	-35294	-69%	60550	103078	170%	441994	-338916	-77%
4. OUTSOURCING THROUGH TENDERING (CIL Blocks) (in metre)	57000	4400	1909	43%	10564	-8655	-82%	52600	40061	76%	138484	-98423	-71%
5. OUTSOURCING THROUGH TENDERING (Non-CIL/Captive Blocks) (in metre)	153500	12650	8664	68%	15510	-6845	-44%	140850	156618	111%	91829	64789	71%
TOTAL OUTSOURCING (in metre)	**279000**	**23200**	**26760**	**115%**	**77549**	**-50790**	**-65%**	**255800**	**300830**	**118%**	**673224**	**-372395**	**-55%**
TOTAL DRILLING (in metre)	**750000**	**73950**	**85821**	**116%**	**140310**	**-54489**	**-39%**	**671530**	**669040**	**100%**	**1083831**	**-414790**	**-38%**

2D/3D SEISMIC SURVEY

(Fig. in nos. Prov.)

ITEM	TARGET 2021-22 (Proposed)	Current Month February, 2022			Cum. Ach. upto February, 2022 (2021-22)		
		Target	Actual	% age Ach.	Target	Actual	% age Ach.
Departmental (in Line km)	100	10	0.00	0%	80	7.95	10%
Outsourcing (in Line km)	700	170	75.30	44%	530	845.40	160%
Total (in Line km)	800	180	75.30	42%	610	853.35	140%

REPORT PREPARATION:

(Fig. in nos. Prov.)

	TARGET 2021-22 (Proposed)	ACTUAL FEB.'2022	ACTUAL 2021-22 (till FEB.'22)	UNDER PREPA-RATION
1. GEOLOGICAL REPORTS	27	5	20	27
2. OTHER REPORTS (incl. PR, EMP, etc.)	-	14	196	123
Total	**-**	**19**	**216**	**150**

MANPOWER:

Manpower as on	01.04.2021	01.03.2022	01.02.2022	Reduction from 01.04.2021
	3068	2977	2985	91

Performance of Coal PSUs

Summary of Performance of Coal Companies **Month Feb '2022**

Table 4.1: Production Status

(i) Underground Production ***All figures in MT***

Subs	During Feb 2022			Feb'2021	Upto		Growth(%)	
	Target	Actual	Achievement		Feb'2021	Feb'2022	M-O-M	Y-O-Y
ECL	0.74	0.78	104.58	0.69	8.54	8.07	12.14	-5.50
BCCL	0.11	0.08	68.81	0.06	0.56	0.70	17.19	25.00
CCL	0.07	0.07	93.15	0.02	0.40	0.68	240.00	70.00
NCL								
WCL	0.31	0.27	86.45	0.27	3.11	2.76	-1.11	-11.25
SECL	1.24	0.91	73.23	0.94	11.08	10.50	-3.39	-5.23
MCL	0.05	0.04	74.51	0.05	0.48	0.45	-17.39	-6.25
CIL	**2.53**	**2.14**	**84.46**	**2.04**	**24.18**	**23.15**	4.91	-4.26
SCCL	0.79	0.64	80.20	0.44	4.04	5.73	44.22	41.73
Total	**3.32**	**2.77**	**83.44**	**2.48**	**28.22**	**28.88**	**11.91**	**2.33**

(iia) Open Cast Production- Departmental ***All figures in MT***

Subs	During Feb 2022			Feb'2021	Upto		Growth(%)	
	Target	Actual	Achievement		Feb'2021	Feb'2022	M-O-M	Y-O-Y
ECL	0.92	1.02	110.87	0.83	6.28	5.59	22.89	-10.99
BCCL	0.83	0.99	119.28	0.67	6.54	6.99	47.76	6.88
CCL	1.65	1.60	96.97	1.70	11.15	10.99	-5.88	-1.43
NCL	11.39	11.50	100.97	9.30	103.93	109.94	23.66	5.78
WCL	4.61	4.11	89.15	4.14	22.21	24.70	-0.72	11.21
SECL	0.00	3.11		6.53	20.16	20.81	-52.37	3.22
MCL	4.54	3.51	77.31	3.80	31.07	32.99	-7.63	6.18
NEC								
CIL	**23.95**	**25.85**	**107.93**	**26.97**	**201.32**	**212.00**	**-4.15**	**5.30**
SCCL	5.13	5.40	105.29	5.15	40.16	52.85	4.82	31.61
Total	**29.08**	**31.25**	**107.47**	**32.12**	**241.48**	**264.85**	**-2.71**	**9.68**

(iib) Open Cast Production - Contractual

All figures in MT

Subs	During Feb 2022			Feb'2021	Upto		Growth(%)	
	Target	Actual	Achievement		Feb'2021	Feb'2022	M-O-M	Y-O-Y
ECL	3.84	1.74	45.31	3.04	24.18	14.65	-42.76	-39.41
BCCL	2.27	2.18	96.04	1.28	14.77	18.91	70.31	28.03
CCL	6.84	6.11	89.33	5.39	42.33	45.97	13.36	8.60
NCL								
WCL	3.61	2.49	68.98	2.66	16.58	20.00	-6.39	20.63
SECL	18.89	11.15	59.03	10.44	92.94	90.55	6.80	-2.57
MCL	10.48	12.60	120.23	10.07	98.76	117.17	25.12	18.64
NEC	0.00	0.00		0.00	0.04	0.00		-92.50
CIL	**45.93**	**36.27**	**78.97**	**32.86**	**289.59**	**307.24**	**10.38**	**6.09**
SCCL								
Total	**45.93**	**36.27**	**78.97**	**32.86**	**289.59**	**307.24**	**10.38**	**6.09**

(ii) Open Cast Production

All figures in MT

Subs	During Feb 2022			Feb'2021	Upto		Growth(%)	
	Target	Actual	Achievement		Feb'2021	Feb'2022	M-O-M	Y-O-Y
ECL	4.76	2.76	57.98	3.87	30.46	20.24	-28.68	-33.55
BCCL	3.10	3.17	102.26	1.95	21.31	25.90	62.56	21.54
CCL	8.49	7.71	90.81	7.09	53.48	56.96	8.74	6.51
NCL	11.39	11.50	100.97	9.30	103.93	109.94	23.66	5.78
WCL	8.22	6.60	80.29	6.80	38.79	44.70	-2.94	15.24
SECL	18.89	14.26	75.49	16.97	113.10	111.36	-15.97	-1.54
MCL	15.02	16.11	107.26	13.87	129.83	150.16	16.15	15.66
NEC	0.00	0.00		0.00	0.04	0.00		
CIL	**69.88**	**62.13**	**88.91**	**59.83**	**490.91**	**519.23**	**3.84**	**5.77**
SCCL	5.13	5.40	105.29	5.15	40.16	52.85	4.82	31.61
Total	**75.01**	**67.53**	**90.03**	**64.98**	**531.07**	**572.08**	**3.92**	**7.72**

(iii) Total Coal Production

All figures in MT

Subs	During Feb 2022			Feb'2021	Upto		Growth(%)	
	Target	Actual	Achievement		Feb'2021	Feb'2022	M-O-M	Y-O-Y
ECL	5.50	3.54	64.27	4.56	39.00	28.31	-22.49	-27.41
BCCL	3.21	3.25	101.12	2.01	21.87	26.60	61.12	21.63
CCL	8.56	7.78	90.83	7.11	53.88	57.64	9.40	6.98
NCL	11.39	11.50	100.97	9.30	103.93	109.94	23.66	5.78
WCL	8.53	6.87	80.52	7.07	41.90	47.46	-2.87	13.27
SECL	20.13	15.17	75.35	17.91	124.18	121.86	-15.31	-1.87
MCL	15.07	16.15	107.15	13.92	130.31	150.61	16.04	15.58
NEC	0.00	0.00		0.00	0.04	0.00		-92.50
CIL	**72.41**	**64.26**	**88.74**	**61.87**	**515.08**	**542.38**	**3.86**	**5.30**
SCCL	5.92	6.04	102.10	5.59	44.20	58.58	8.11	32.53
Total	**78.33**	**70.30**	**89.75**	**67.46**	**559.29**	**600.96**	**4.21**	**7.45**

Table 4.1 (A): Coking Coal Production *In MT*

Subs	Production During Feb			Production Upto Feb		
	FY 22	FY 21	Growth (%) M-o-M	FY 22	FY 21	Growth(%) Y-o-Y
ECL	0.00	0.00	-100.00	0.01	0.01	0.00
BCCL	2.95	1.86	59.19	25.09	20.75	20.95
CCL	2.06	1.69	21.31	13.91	12.44	11.85
WCL	0.01	0.02	-29.41	0.15	0.16	-10.43
SECL	0.02	0.02	-18.18	0.20	0.20	3.08
Coal India	**5.04**	**3.59**	**40.37**	**39.37**	**33.56**	**17.31**

Table 4.1 (BA) : Washed Coking Coal Production *In MT*

Subs	Production During Feb			Production Upto Feb		
	FY 22	FY 21	Growt (%) M-o-M	FY 22	FY 21	Growth(%) Y-o-Y
BCCL	0.136	0.096	41.67	1.09	0.64	69.47
CCL	0.04	0.011	254.55	0.35	0.42	-16.00
Coal India	**0.18**	**0.11**	**63.55**	**1.44**	**1.06**	**35.91**

Table 4.1 (BB) : Production of Middlings *In MT*

Subs	Production During Feb			Production Upto Feb		
	FY 22	FY 21	Growth (%) M-o-M	FY 22	FY 21	Growth(%) Y-o-Y
BCCL	0.18	0.14	32.37	1.65	1.33	23.91
CCL	0.06	0.03	140.00	0.56	0.72	-22.68
Coal India	**0.24**	**0.16**	**48.78**	**2.21**	**2.05**	**7.50**

2. Upto Feb 2022, CCL and ECL have secured growth of 40.38% and 3.29 % respectively in Underground Mines productivity(OMS), Whereas in Open cast mines, expect ECL, WCL& SCCL, All companies have registered a growth in productivity (OMS). respectively.

Company-wise Productivity(OMS) in Underground Mines in Feb 2022

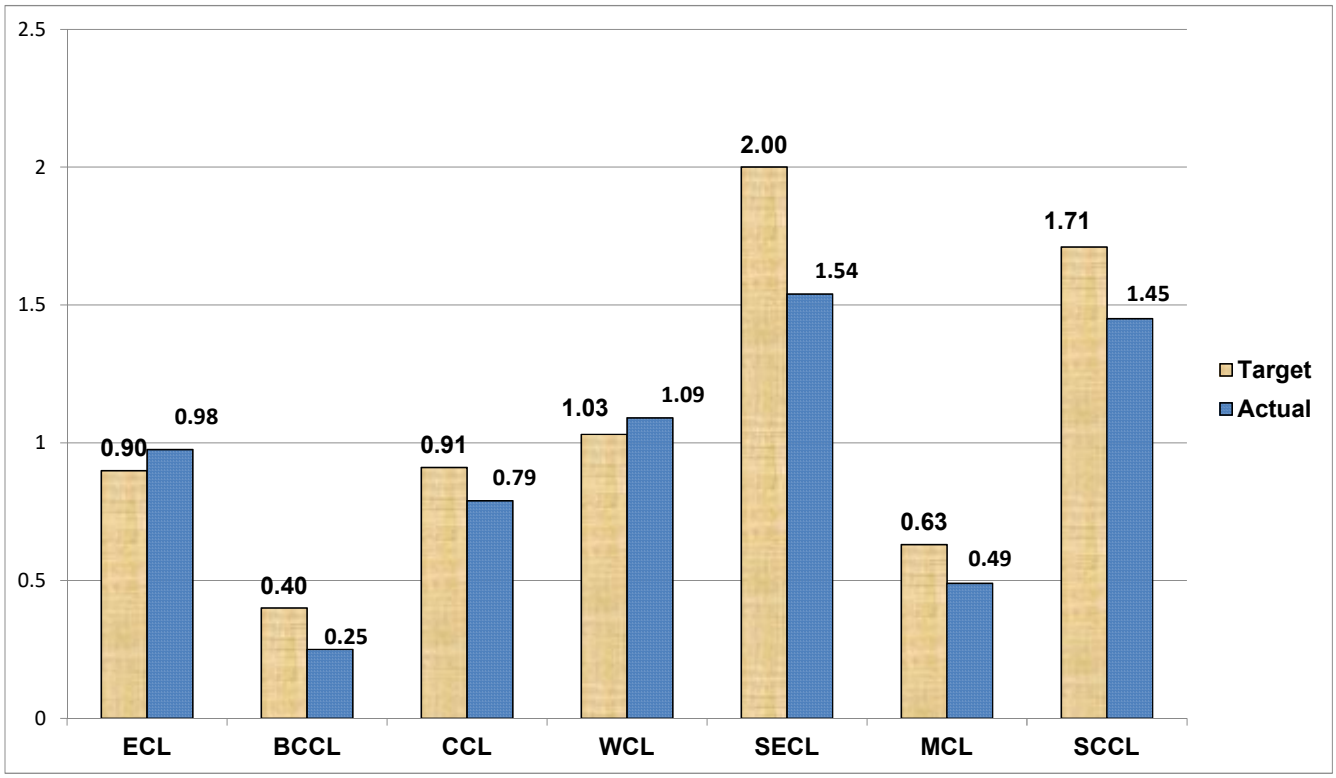

Table 2: Productivity(OMS)
(i) Underground Mines

	OMS during Feb					Progresive OMS			Growth(%)	Growth(%)
Subs	**Target**	**Actual**	**Achv. %**	**Feb'2021**	**Feb'2020**	**Upto Feb'20**	**Upto Feb'21**	**Upto Feb'22**	**M-O-M**	**Y-O-Y**
ECL	0.90	0.98	**108.57**	0.83	0.98	0.82	0.85	0.85	-0.51	3.29
BCCL	0.40	0.25	**62.50**	0.20	0.28	0.24	0.14	0.20	-10.71	-16.67
CCL	0.91	0.79	**86.81**	0.24	0.56	0.52	0.41	0.73	41.07	40.38
WCL	1.03	1.09	**105.83**	0.94	1.09	0.97	0.92	0.93	0.00	-4.12
SECL	2.00	1.54	**77.00**	1.48	1.66	1.65	1.57	1.61	-7.23	-2.42
MCL	0.63	0.49	**77.78**	0.62	0.09	0.86	0.59	0.55	444.44	-36.05
SCCL	1.71	1.45	**84.80**	0.99	1.33	1.44	0.91	1.18	9.02	-18.06

Company-wise Productivity(OMS) in Open Cast Mines in Feb 2022

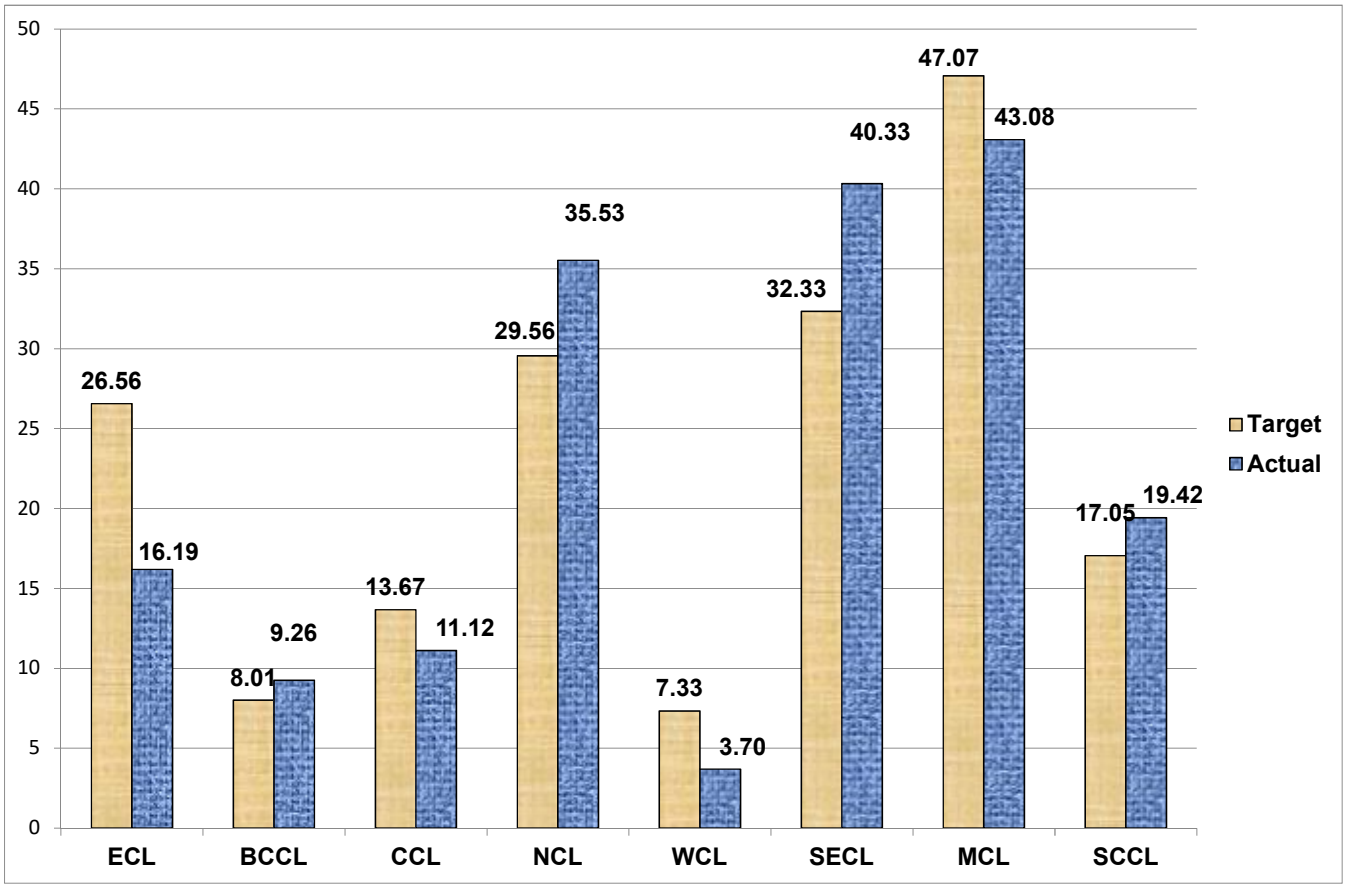

(ii) Open Cast Mines

	OMS during Feb					Progresive OMS			Growth(%)	Growth(%)
Subs	**Target**	**Actual**	**Achv. %**	**Feb'2021**	**Feb'2020**	**Upto Feb'20**	**Upto Feb'21**	**Upto Feb'22**	**M-O-M**	**Y-O-Y**
ECL	26.56	16.19	**60.96**	21.91	24.39	16.37	14.35	9.74	-33.62	-40.50
BCCL	8.01	9.26	**115.61**	8.21	7.05	6.73	7.38	7.60	31.35	12.93
CCL	13.67	11.12	**81.35**	10.49	11.22	9.77	9.66	10.29	-0.89	5.32
NCL	29.56	35.53	**120.20**	30.13	25.93	23.71	29.32	28.03	37.02	18.22
WCL	7.33	3.70	**50.48**	4.23	5.47	3.86	3.67	3.75	-32.36	-2.85
SECL	32.33	40.33	**124.74**	34.68	36.06	28.54	31.12	28.69	11.84	0.53
MCL	47.07	43.08	**91.52**	32.13	40.59	25.36	31.65	40.10	6.13	58.12
SCCL	17.05	19.42	**113.90**	19.26	22.44	16.57	13.30	14.97	-13.46	-9.66

Company-wise overall Productivity(OMS) in Feb 2022

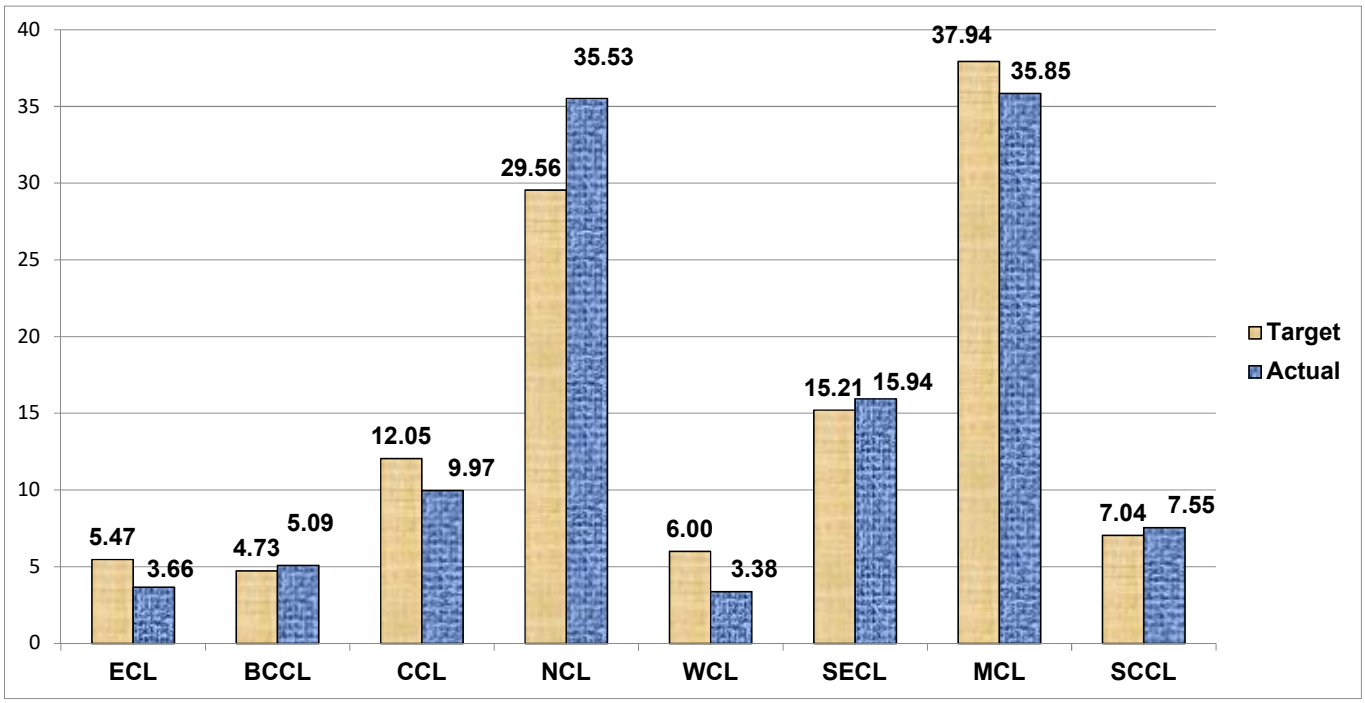

(iii) Overall OMS

	OMS during Feb					Progresive OMS			Growth(%)	Growth(%)
Subs	**Target**	**Actual**	**Achv. %**	**Feb'2021**	**Feb'2020**	**Upto Feb'20**	**Upto Feb'21**	**Upto Feb'22**	**M-O-M**	**Y-O-Y**
ECL	5.47	3.66	**66.92**	4.50	4.97	3.54	3.21	2.44	-26.32	-31.10
BCCL	4.73	5.09	**107.61**	3.64	3.88	3.23	3.23	3.85	31.19	19.20
CCL	12.05	9.97	**82.74**	9.39	9.97	8.16	8.27	8.92	0.00	9.31
NCL	29.56	35.53	**120.20**	30.13	25.93	23.71	29.32	28.03	37.02	18.22
WCL	6.00	3.38	**56.33**	3.73	4.58	3.11	3.01	3.19	-26.20	2.57
SECL	15.21	15.94	**104.80**	15.85	14.52	10.72	11.56	11.64	9.78	8.58
MCL	37.94	35.85	**94.49**	27.57	34.25	21.50	26.52	33.06	4.67	53.77
SCCL	7.04	7.55	**107.24**	7.25	7.97	6.37	5.42	6.01	-5.27	-5.65

Table 4 : Subsidiary-wise HEMM Utilisation

10. It may be observed that Dragline has been under-utilised in BCCL and WCL during Feb 2022, whereas it was not available for use in MCL.

(i) Dragline

Subs	No of Units	CMPDI Norms			Actual Status during Feb 2022 (in %)			Upto Feb 2022 (in %)		
		Available (%)	Utilised(%)	Utilisation to Availabilty %	Available(%)	Utilised (%)	Utilisation to Availabilty %	Available(%)	Utilised(%)	Utilisation to Availabilty %
ECL	1	85	73	86	91	86	94	85	79	92.1
BCCL	1	85	73	86	43	36	84	72	43	60
CCL										
NCL	23	85	73	86	82	74	91	74	67	90
WCL	2	85	73	86	87	65	75	84	60	71
SECL	4	85	73	86	100	100	100	95	59	62
MCL	1	85	73	86	0	0		81	0	0

ii It may be observed that Shovel has been under-utilised during Feb 2022.

(ii) Shovel

Subs	No of Units	CMPDI Norms			Actual Status during Feb 2022 (in %)			Upto Feb 2022 (in %)		
		Available (%)	Utilised(%)	Utilisation to Availabilty %	Available(%)	Utilised (%)	Utilisation to Availabilty %	Available(%)	Utilised(%)	Utilisation to Availabilty %
ECL	58	80	58	73	79	52	66	77	46	60
BCCL	99	80	58	73	80	51	64	75	42	56
CCL	110	80	58	73	80	50	63	80	45	56
NCL	103	80	58	73	78	47	60	73	44	60
WCL	138	80	58	73	83	45	54	81	34	42
SECL	76	80	58	73	74	45	61	71	40	56
MCL	77	80	58	73	83	26	31	81	27	33

iii It may be observed that Surface Miner has been under-utilised during Feb 2022.

(iii) Surface Miner

Subs	No of Units	CMPDI Norms			Actual Status during Feb 2022 (in %)			Upto Feb 2022 (in %)		
		Available (%)	Utilised(%)	Utilisation to Availabilty %	Available(%)	Utilised (%)	Utilisation to Availabilty %	Available(%)	Utilised(%)	Utilisation to Availabilty %
ECL										
BCCL										
CCL										
NCL	8	81	61	75	93	43	47	90	42	47
WCL										
SECL										
MCL	22	81	61	75	79	48	61	81	44	54

iv It may be observed that Dumper has been under-utilised during Feb 2022.

(iv) Dumper

Subs	No of Units	CMPDI Norms			Actual Status during Feb 2022 (in %)			Upto Feb 2022 (in %)		
		Available (%)	Utilised(%)	Utilisation to Availabilty %	Available(%)	Utilised (%)	Utilisation to Availabilty %	Available(%)	Utilised(%)	Utilisation to Availabilty %
ECL	212	67	50	75	83	42	51	77	39	50
BCCL	390	67	50	75	76	29	38	74	27	36
CCL	400	67	50	75	81	43	53	78	41	53
NCL	535	67	50	75	75	49	65	76	44	58
WCL	391	67	50	75	81	43	52	83	34	41
SECL	568	67	50	75	76	40	53	79	34	43
MCL	294	67	50	75	78	19	24	76	22	29

v It may be observed that Dozer has been under-utilised during Feb 2022.

(v) Dozer

Subs	No of Units	CMPDI Norms			Actual Status during Feb 2022 (in %)			Upto Feb 2022 (in %)		
		Available (%)	Utilised(%)	Utilisation to Availabilty %	Available(%)	Utilised (%)	Utilisation to Availabilty %	Available(%)	Utilised(%)	Utilisation to Availabilty %
ECL	77	70	45	64	70	26	37	71	23	33
BCCL	96	70	45	64	68	16	24	69	14	20
CCL	188	70	45	64	82	16	20	79	15	19
NCL	168	70	45	64	75	27	37	72	25	35
WCL	162	70	45	64	79	23	29	79	22	28
SECL	160	70	45	64	71	38	54	66	35	53
MCL	134	70	45	64	74	21	28	77	19	25

vi It may be observed that Drill has been under-utilised during Feb 2022.

(vi) Drill

Subs	No of Units	CMPDI Norms			Actual Status during Feb 2022 (in %)			Upto Feb 2022 (in %)		
		Available (%)	Utilised(%)	Utilisation to Availabilty %	Available(%)	Utilised (%)	Utilisation to Availabilty %	Available(%)	Utilised(%)	Utilisation to Availabilty %
ECL	49	78	40	51	82	21	25	83	16	19
BCCL	77	78	40	51	75	30	40	73	27	37
CCL	119	78	40	51	86	24	28	89	21	24
NCL	139	78	40	51	84	22	26	84	18	21
WCL	73	78	40	51	89	19	21	89	14	15
SECL	104	78	40	51	89	34	38	85	28	33
MCL	64	78	40	51	87	17	20	84	16	19

Table 4.3: OBR

(i) Departmental OBR

All figures in MM3

Subs	During Feb 2022				Upto		Growth (%)	
	Target	Actual	Achievement	Feb'2021	Feb'2022	Feb'2021	M-O-M	Y-O-Y
ECL	2.71	2.34	86.35	2.88	26.64	25.77	-18.75	3.38
BCCL	1.90	1.54	81.05	1.32	16.17	14.55	16.67	11.13
CCL	2.46	2.26	91.87	2.37	25.66	32.44	-4.64	-20.90
NCL	7.29	6.64	91.08	6.76	70.40	77.78	-1.78	-9.49
WCL	3.55	2.65	74.65	2.68	31.13	38.58	-1.12	-19.31
SECL	8.23	7.14	86.76	5.71	64.40	69.78	25.04	-7.71
MCL	4.00	1.75	43.75	2.02	18.44	18.63	-13.37	-1.02
CIL	**30.15**	**24.31**	**80.63**	**23.73**	**252.85**	**277.52**	**2.44**	**-8.89**
SCCL	4.95	4.98	100.44	5.70	48.41	48.70	-12.70	-0.59
Total	**35.10**	**29.29**	**83.43**	**29.43**	**301.26**	**326.22**	**-0.49**	**-7.65**

(ii) Contractual OBR

Subs	During Feb 2022				Upto		Growth (%)	
	Target	Actual	Achievement	Feb'2021	Feb'2022	Feb'2021	M-O-M	Y-O-Y
ECL	13.61	8.45	**62.09**	10.28	80.80	100.14	-17.80	-19.31
BCCL	8.26	8.08	**97.82**	7.45	79.51	79.97	8.46	-0.58
CCL	7.54	6.51	**86.34**	6.76	65.17	62.15	-3.70	4.86
NCL	25.76	26.50	**102.87**	24.10	257.98	270.25	9.96	-4.54
WCL	26.15	22.90	**87.57**	26.45	214.74	187.37	-13.42	14.61
SECL	13.05	13.27	**101.69**	11.51	111.16	111.25	15.29	-0.08
MCL	12.80	16.80	**131.25**	13.45	168.62	139.29	24.91	21.06
NEC	0.00	0.13		0.00	0.13	0.54		-75.93
CIL	**107.16**	**102.63**	**95.77**	**100.00**	**978.10**	**950.94**	**2.63**	**2.86**
SCCL	32.65	32.19	98.58	24.77	297.77	239.80	29.96	24.17
Total	**139.81**	**134.82**	**96.43**	**124.77**	**1275.87**	**1190.74**	**8.06**	**7.15**

(iii) Total OBR

All figures in MM3

Subs	During Feb 2022				Upto		Growth (%)	
	Target	Actual	Achievement	Feb'2021	Feb'2022	Feb'2021	M-O-M	Y-O-Y
ECL	16.32	10.79	**66.12**	13.16	107.44	125.91	-18.01	-14.67
BCCL	10.16	9.62	**94.69**	8.77	95.68	94.52	9.69	1.23
CCL	10.00	8.77	**87.70**	9.13	90.83	94.59	-3.94	-3.98
NCL	33.05	33.14	**100.27**	30.86	328.38	348.03	7.39	-5.65
WCL	29.70	25.55	**86.03**	29.13	245.87	225.95	-12.29	8.82
SECL	21.28	20.41	**95.91**	17.22	175.56	181.03	18.52	-3.02
MCL	16.80	18.55	**110.42**	15.47	187.06	157.92	19.91	18.45
NEC	0.00	0.13		0.00	0.13	0.54		-75.93
CIL	**137.31**	**126.94**	**92.45**	**123.73**	**1230.96**	**1228.46**	**2.59**	0.20
SCCL	37.60	37.16	98.83	30.46	346.18	288.50	22.02	19.99
Total	**174.91**	**164.10**	**93.82**	**154.19**	**1577.14**	**1516.96**	**6.43**	**3.97**

Table 4.5: Mode-wise Despatch Status

(i) Rail

All figures in MT

Subs	Feb'2022	Despatch Status			Growth(%)	
	Actual	Feb'2021	Upto Feb'2021	Upto Feb'2022	M-O-M	Y-O-Y
ECL	2.36	2.46	24.82	22.63	-4.15	-8.81
BCCL	2.24	1.10	14.23	22.44	103.73	57.70
CCL	4.83	5.53	48.27	49.19	-12.64	1.90
NCL	3.89	3.44	35.58	40.74	13.15	14.50
WCL	3.24	3.50	30.45	34.52	-7.43	13.36
SECL	5.04	5.65	58.28	58.19	-10.82	-0.16
MCL	9.12	8.63	86.30	105.67	5.69	22.45
NEC	0.00	0.00	0.07	0.00		-100.00
CIL	**30.71**	**30.30**	**298.00**	**333.38**	**1.36**	**11.87**
SCCL	3.43	3.71	29.91	41.14	-7.55	37.55
Total	**34.14**	**34.01**	**327.91**	**374.52**	**0.39**	**14.21**

(ii) Road

Subs	Feb'2022	Despatch Status			Growth(%)	
	Actual	Feb'2021	Upto Feb'2021	Upto Feb'2022	M-O-M	Y-O-Y
ECL	0.25	0.37	2.55	2.93	-31.52	14.86
BCCL	0.69	0.67	6.17	6.48	3.29	5.06
CCL	1.93	1.06	9.39	15.56	81.66	65.83
NCL	1.95	0.87	12.25	20.08	123.37	63.86
WCL	2.54	1.39	11.06	21.61	82.58	95.46
SECL	5.52	4.15	35.65	51.28	32.99	43.83
MCL	4.35	2.50	31.02	42.63	74.06	37.45
NEC	0.00	0.02	0.02	0.00	-100.00	-100.00
CIL	**17.23**	**11.03**	**108.10**	**160.57**	**56.23**	**48.54**
SCCL	1.24	0.88	6.27	11.50	40.91	83.41
Total	**18.47**	**11.91**	**114.37**	**172.07**	**55.09**	**50.45**

(iii) MGR

Subs	Feb'2022	Despatch Status			Growth(%)	
	Actual	Feb'2021	Upto Feb'2021	Upto Feb'2022	M-O-M	Y-O-Y
ECL	0.31	0.96	9.52	6.62	-67.22	-30.51
BCCL	0.00	0.00	0.00	0.00		
CCL	0.00	0.00	0.00	0.00		
NCL	4.64	4.39	47.05	50.47	5.81	7.26
WCL	0.00	0.07	0.63	0.18	-100.00	-72.24
SECL	2.40	2.21	24.34	25.95	8.78	6.60
MCL	1.06	1.22	13.56	12.06	-13.04	-11.02
NEC	0.00	0.00	0.00			
CIL	**8.42**	**8.85**	**95.10**	**95.27**	**-4.83**	**0.18**
SCCL	0.70	0.61	6.13	6.46	14.75	5.38
Total	**9.12**	**9.46**	**101.23**	**101.73**	**-3.56**	**0.49**

(iv) Conveyor Belt

Subs	Feb'2022	Despatch Status			Growth(%)	
	Actual	Feb'2021	Upto Feb'2021	Upto Feb'2022	M-O-M	Y-O-Y
ECL	0.00	0.00	0.00	0.00		
BCCL	0.00	0.00	0.00	0.00		
CCL	0.00	0.00	0.00	0.00		
NCL	0.20	0.21	2.94	2.90	-0.49	-1.23
WCL	0.08	0.02	0.19	0.30	400.00	58.64
SECL	0.59	0.57	6.22	6.05	2.45	-2.68
MCL	0.00	0.09	1.17	0.00	-100.00	-100.00
NEC	0.00	0.00	0.00	0.00		
CIL	**0.86**	**0.88**	**10.52**	**9.26**	**-2.26**	**-12.00**
SCCL	0.05	0.02	0.28	0.49	150.00	75.00
Total	**0.91**	**0.90**	**10.80**	**9.75**	**1.11**	**-9.74**

(iv) Total Despatch- All Modes

Subs	Feb'2022	Despatch Status			Growth(%)	
	Actual	Feb'2021	Upto Feb'2021	Upto Feb'2022	M-O-M	Y-O-Y
ECL	2.93	3.78	36.89	32.34	-22.55	-12.33
BCCL	2.94	1.77	20.40	28.93	66.20	41.81
CCL	6.76	6.59	57.66	64.66	2.56	12.14
NCL	10.71	8.90	97.82	114.35	20.28	16.90
WCL	6.06	5.16	43.86	57.88	17.32	31.95
SECL	13.54	12.58	124.49	141.38	7.68	13.57
MCL	14.53	12.44	132.05	160.39	16.81	21.46
NEC	0.00	0.00	0.09	0.00		-100.00
CIL	**57.47**	**51.22**	**513.26**	**599.92**	**12.19**	**16.88**
SCCL	5.41	5.22	42.60	59.59	3.64	39.88
Total	**62.88**	**56.44**	**555.86**	**659.51**	**11.40**	**18.65**

Table 4.6: Sector-wise Offtake

(i) Power Sector

Subs	Feb'2022	Despatch Status			Growth(%)	
	Actual	Feb'2021	Upto Feb'2021	Upto Feb'2022	M-O-M	Y-O-Y
ECL	2.12	3.01	32.07	27.17	-29.69	-15.26
BCCL	2.29	1.19	14.88	22.72	92.27	52.67
CCL	5.59	5.34	46.78	53.16	4.68	13.65
NCL	9.58	7.91	85.40	100.51	21.20	17.69
WCL	5.49	4.28	35.23	51.07	28.30	44.94
SECL	11.82	9.51	92.99	117.44	24.27	26.29
MCL	11.05	8.53	88.85	115.92	29.57	30.47
NEC	0.00	0.00	0.06	0.00		-100.00
CIL	**47.94**	**39.77**	**396.26**	**487.99**	**20.55**	**23.15**
SCCL	4.22	4.36	35.97	48.86	-3.28	35.84
Total	**52.15**	**44.13**	**432.23**	**536.86**	**18.19**	**24.21**

(ii) CPP

Subs	Feb'2022	Despatch Status			Growth(%)	
	Actual	Feb'2021	Upto Feb'2021	Upto Feb'2022	M-O-M	Y-O-Y
ECL	0.02	0.03	0.15	0.11	-36.67	-23.49
BCCL	0.00	0.00	0.00	0.03		
CCL	0.15	0.12	2.13	1.62	27.12	-23.96
NCL	0.52	0.55	7.07	6.09	-4.03	-13.91
WCL	0.08	0.17	1.08	0.89	-53.57	-17.62
SECL	0.58	0.79	10.69	7.07	-26.83	-33.89
MCL	0.62	1.69	18.53	19.38	-63.43	4.59
NEC	0.00	0.00	0.00	0.00		-100.00
CIL	**1.97**	**3.34**	**39.65**	**35.18**	**-41.10**	**-11.27**
SCCL	0.34	0.24	2.11	2.97	40.42	41.24
Total	**2.31**	**3.58**	**41.76**	**38.16**	**-35.64**	**-8.63**

(ii) Steel Sector

Subs	Feb'2022	Despatch Status			Growth(%)	
	Actual	Feb'2021	Upto Feb'2021	Upto Feb'2022	M-O-M	Y-O-Y
ECL	0.03	0.02	0.26	0.25	34.78	-5.38
BCCL	0.06	0.06	0.99	0.67	14.55	-31.85
CCL	0.04	0.01	0.39	0.45	207.69	14.62
NCL	0.00	0.00	0.00	0.00		
WCL	0.00	0.00	0.00	0.00		
SECL	0.00	0.00	0.02	0.00		-100.00
MCL	0.00	0.00	0.00	0.00		
NEC	0.00	0.00	0.00	0.00		
CIL	**0.13**	**0.09**	**1.66**	**1.37**	**47.25**	**-17.72**
SCCL						
Total	**0.13**	**0.09**	**1.66**	**1.37**	**47.25**	**-17.72**

(iii) Cement Sector

Subs	Feb'2022	Despatch Status			Growth(%)	
	Actual	Feb'2021	Upto Feb'2021	Upto Feb'2022	M-O-M	Y-O-Y
ECL	0.03	0.01	0.07	0.07	200.00	2.86
BCCL	0.00	0.00	0.00	0.00		
CCL	0.00	0.01	0.02	0.02	-100.00	20.00
NCL	0.04	0.02	0.26	0.23	95.00	-13.26
WCL	0.09	0.16	1.64	1.29	-44.94	-21.12
SECL	0.12	0.23	1.89	1.32	-47.84	-29.95
MCL	0.00	0.02	0.16	0.15	-100.00	-3.18
NEC	0.00	0.00	0.02	0.00		-100.00
CIL	**0.27**	**0.45**	**4.05**	**3.09**	**-38.57**	**-23.85**
SCCL	0.28	0.27	1.73	2.76	1.47	59.62
Total	**0.55**	**0.72**	**5.79**	**5.85**	**-23.40**	**1.12**

(iv) Sponge Iron Sector

Subs	Feb'2022	Despatch Status			Growth(%)	
	Actual	Feb'2021	Upto Feb'2021	Upto Feb'2022	M-O-M	Y-O-Y
ECL	0.07	0.06	0.30	0.29	15.87	-2.36
BCCL	0.00	0.00	0.00	0.00		
CCL	0.04	0.03	0.59	0.52	25.00	-12.01
NCL	0.03	0.01	0.14	0.30	130.77	116.91
WCL	0.02	0.03	0.22	0.28	-25.81	23.21
SECL	0.31	0.49	4.87	3.04	-36.27	-37.62
MCL	0.16	0.23	2.35	2.01	-29.52	-14.44
NEC	0.00	0.00	0.00	0.00		
CIL	**0.64**	**0.85**	**8.47**	**6.43**	**-25.41**	**-24.06**
SCCL	0.03	0.01	0.05	0.21	163.64	320.41
Total	**0.67**	**0.87**	**8.52**	**6.64**	**-23.01**	**-22.08**

(iv) Total Offtake-All Sectors

Subs	Feb'2022	Despatch Status			Growth(%)	
	Actual	Feb'2021	Upto Feb'2021	Upto Feb'2022	M-O-M	Y-O-Y
ECL	2.93	3.78	36.89	32.34	-22.55	-12.33
BCCL	2.94	1.77	20.40	28.93	66.20	41.81
CCL	6.76	6.59	57.66	64.66	2.56	12.14
NCL	10.71	8.90	97.82	114.35	20.28	16.90
WCL	6.06	5.16	43.86	57.88	17.29	31.96
SECL	13.54	12.58	124.49	141.38	7.68	13.57
MCL	14.53	12.44	132.05	160.39	16.81	21.46
NEC	0.00	0.00	0.09	0.00		-100.00
CIL	**57.47**	**51.22**	**513.26**	**599.92**	**12.21**	**16.88**
SCCL	5.41	5.22	42.60	59.59	3.80	39.89
Total	**62.88**	**56.44**	**555.86**	**659.51**	**11.41**	**18.65**

Table 4.7: Vendible Coal Stock *All Figures in MT*

Subs	Vendible Coal Stock as on different dates		Production of Coal Upto		Coal Stock in % of Production	
	Feb'28 2021	Feb'28 2022	Feb' 2021	Feb'2022	Feb'2021	Feb'2022
ECL	5.28	2.27	39.00	28.31	13.54	8.02
BCCL	3.92	1.54	21.87	26.59	17.92	5.79
CCL	9.34	3.47	53.88	57.64	17.33	6.02
NCL	9.66	5.99	103.93	109.94	9.29	5.45
WCL	12.35	4.45	41.90	47.45	29.47	9.38
SECL	17.55	10.09	124.17	121.85	14.13	8.28
MCL	19.74	14.54	130.30	150.60	15.15	9.65
NEC	0.00	0.00	0.04	0.00	0.00	0.00
CIL	**77.84**	**42.35**	**515.08**	**542.38**	**15.11**	**7.81**
SCCL	4.10	3.61	44.20	58.58	9.28	6.16
Total	**81.94**	**45.96**	**559.29**	**600.96**	**14.65**	**7.65**

Performance of NLCIL

Performance of NLCIL

Table 5.1: Lignite Production (in MT)

Mode of Production	During Feb 2022				Growth(%)	Upto Feb		Growth(%)
	Target	Actual	Achvm(%)	Feb'2021	M-o-M	Feb'2022	Feb'2021	Y-o-Y
Departmental	2.37	2.36	99.83	1.88	25.91	20.02	15.06	32.89
Outsourced	0.11	0.16	138.60	0.12	27.42	1.29	1.13	14.65
Total	**2.48**	**2.52**	101.61	**2.00**	26.00	**21.31**	**16.19**	**31.62**

Table 5.2: Production of Power (MU)

Company	During Feb 2022				Growth(%)	Upto Feb		Growth(%)
	Target	Actual	Achvm(%)	Feb'2021	M-o-M	Feb'2022	Feb'2021	Y-o-Y
NLCIL	1549.06	1861.56	120.17	1420.11	31.09	18940.26	12473.25	51.85
NTPL	614.00	291.17	47.42	488.97	-40.45	3874.63	4793.38	-19.17
Total	**2163.06**	**2152.73**	99.52	**1909.08**	**12.76**	**22814.89**	**17266.63**	**32.13**

Table 5.3: Power from Thermal & Renewable Sources (MU)

Sources	During Feb 2022				Growth(%)	Upto Feb		Growth(%)
	Target	Actual	Achvm(%)	Feb'2021	M-o-M	Feb'2022	Feb'2021	Y-o-Y
Wind Power	1.69	0.46	27.22	0.60	-23.33	83.37	95.99	-13.15
Solar Power	168.56	170.96	101.42	180.95	-5.52	1885.86	1761.09	7.08
Thermal Power	1992.81	1981.31	99.42	1727.53	14.69	20845.66	15409.55	35.28
Total	**2163.06**	**2152.73**	**99.52**	**1909.08**	**12.76**	**22814.89**	**17266.63**	**32.13**

Table 5.4: Productivity

Mode of Production	Productivity during Feb 2022				Growth(%)	Upto Feb		Growth(%)
	Target	Actual	Achvm(%)	Feb'2021	M-o-M	Feb'2022	Feb'2021	Y-o-Y
Mines (in te)	22.44	23.10	102.94	19.07	21.13	16.80	12.87	30.54
TPP (Kwh)	41662	44359	106.47	35465	25.08	39642	24570	61.34

Table 5.5: OBR (in MM3)

Mode	During Feb 2022				Growth(%)	Upto Feb		Growth(%)
	Target	Actual	Achvm(%)	Feb'2021	M-o-M	Feb'2022	Feb'2021	Y-o-Y
Departmental	13.63	12.34	90.53	12.63	-2.30	134.31	123.93	8.38
Outsourced	0.53	0.37	69.52	0.98	-62.56	4.46	10.37	-57.00
Total	**14.15**	**12.70**	89.75	**13.60**	**-6.62**	**138.77**	**134.30**	**3.33**

Table 5.6: Mine-wise HEMM Utilisation

Mine	Actual Status during Feb 2022 (in %)		Actual Status during Feb 2021 (in %)		Actual Status upto Feb 2022 (in %)		Actual Status upto Feb 2021 (in %)		Progressive Growth	
	Availabilit	Utilisation	Availabilit	Utilisation	Availability	Utilisation	Availability	Utilisation	Availability	Utilisation
Mine-1	69.3	93.68	57.49	95.84	59.34	94.33	56.81	95.7	**2.53**	**-1.37**
Mine 1A	65.33	90.18	53.04	97.24	64.32	94.53	51.69	97.23	**12.63**	**-2.7**
Mine 2	57.91	98.92	54.27	99.63	51.57	98.53	52.52	99.26	**-0.95**	**-0.73**

Table 5.7: Sales

Power Sales

Subs	During Feb 2022				Upto Feb		
	Target	Actual	Feb'2021	Growth(%) M-o-M	Feb'2022	Feb'2021	Growth(%) Y-o-Y
NLCIL (MU)	1200.55	1647.2	1219.63	35.06	16512.43	10490.31	57.41
NTPL (MU)	578.00	267.07	455.18	-41.33	3570.58	4436.80	-19.52
Total Exp (MU)	**1778.55**	**1914.27**	**1674.81**	14.30	**20083.01**	**14927.11**	34.54
Lignite Sales							
M/s TAQA (LT)	1.19	1.26	1.38	-8.70	14.20	7.68	84.90
Direct Sales (LT)	0.30	0.97	1.34	-27.61	16.76	5.74	191.99
Barsingsar Lignite Sales (LT)		0.35			0.36		
Total Sales (LT)	**1.49**	**2.58**	**2.72**	-5.15	**31.32**	**13.42**	133.38

Financial Performance

5. Capital Expenditure of CIL increased by 19.58% to 12676.56 crores upto Feb 2022 as compared to 10601.05 crores during the same period of FY21. Out of 12676.56 crores, CIL and its Subsidiaries have spent 2963.31 crores on Plants & Machinery including HEMM and washery, 2941.87 crores on Land and 3621.14 crores on Infrastructure including roads. Whereas SCCL have registered a growth of 49.17 % and NLCIL have registered a negative growth of 19.37% during the same period. .

Table 6.1 : Captial Expenditure

Subs/Com	Annual Budget	Monthly Budget	Exp during Feb			Exp upto Feb		
			FY 22	FY21	Growth M-o-M (%)	FY 22	FY 21	Growth Y-o-Y (%)
ECL	1,160.0	54.00	96.29	59.74	61.18	940.56	532.39	76.67
BCCL	725.0	60.00	24.96	27.6	-9.57	507.73	334.08	51.98
CCL	1,675.0	41.24	13.27	140.19	-90.53	1826.56	1220.46	49.66
NCL	1,640.0	114.80	127.52	103.51	23.20	1498.75	1381.84	8.46
WCL	800.0	49.34	71.75	36.3	97.66	757.04	558.3	35.60
SECL	3,810.0	311.66	334.97	259.81	28.93	2345.86	2700.96	-13.15
MCL	3,600.0	261.98	459.46	106.57	331.13	3337.3	1937.26	72.27
CMPDIL	25.0	-	4.94	5.29		35.74	35.31	1.22
CIL & others	1,250.0	30.00	4.53	1235.92	-99.63	1427.02	1900.45	-24.91
CIL	**14685**	**923.01**	**1137.69**	**1974.93**	**-42.39**	**12676.56**	**10601.05**	19.58
SCCL	2500	297.50	33.54	94.38	-64.46	1565.42	1049.44	49.17
NLCIL Stand Alone	760	34.4	9.01	84.43	-89.33	327.61	568.41	-42.36
NLCIL JVs	1990	159.5	126.23	227.09	-44.41	1,749.21	2007.28	-12.86
NLCIL	2750	**193.94**	**135.24**	**311.52**	-56.59	**2076.82**	**2575.69**	-19.37
Total	**19935**	**1,414.5**	**1306.47**	**2380.83**	**-45.13**	**16318.80**	**14226.18**	14.71

During April-February 2022, Coal India Ltd (CIL), achieved 86.32 % of its annual capital expenditure (capex) target set for FY 22 against 81.55 % during same period last year. SCCL and NLCIL achieved 62.62 % and 75.52 % of its annual capital expenditure (capex) target set for FY 22 against 45.63 % and 38.63% during the same period last year

Table 6.1A : Captial Expenditure

Subs/Com	Annual Budget for FY 22	Exp. upto Feb 2022	Achvt.(%)	Annual Budget for FY 21	Exp. upto Feb 2021	Achvt. (%)
ECL	1,160.00	940.56	81.08	1,200.00	532.39	44.37
BCCL	725.00	507.73	70.03	800.00	334.08	41.76
CCL	1,675.00	1,826.56	109.05	1,460.00	1,220.46	83.59
NCL	1,640.00	1,498.75	91.39	1,450.00	1,381.84	95.30
WCL	800.00	757.04	94.63	850.00	558.30	65.68
SECL	3,810.00	2,345.86	61.57	4,000.00	2,700.96	67.52
MCL	3,600.00	3,337.30	92.70	2,300.00	1,937.26	84.23
CMPDIL	25.00	35.74	142.96	40.00	35.31	88.28
CIL & others	1,250.00	1,427.02	114.16	900.00	1,900.45	211.16
CIL	**14,685.00**	**12,676.56**	**86.32**	**13,000.00**	**10,601.05**	81.55
SCCL	2,500.00	1,565.42	62.62	2,300.00	1,049.44	45.63
NLCIL Stand Alone	760.00	327.61	43.11	4,667.00	568.41	12.18
NLCIL JVs	1,990.00	1,749.21	87.90	2,000.00	2,007.28	100.36
NLCIL	2,750.00	2,076.82	75.52	6,667.00	2,575.69	38.63
Total	**19,935.00**	**16,318.80**	**81.86**	**21,967.00**	**14,226.18**	64.76

6.2 Total Manpower of CIL is 250204 on 1st Feb 2022. Among the subsidiaries of CIL, ECL has maximum Manpower of 53260 whereas in term of Coal production upto Feb 2022, it stood at 6th position. On the other hand, MCL being leading coal producer company upto Feb 2022, has Manpower strength of 21931 only.

Total Manpower of CIL & its subsidiries

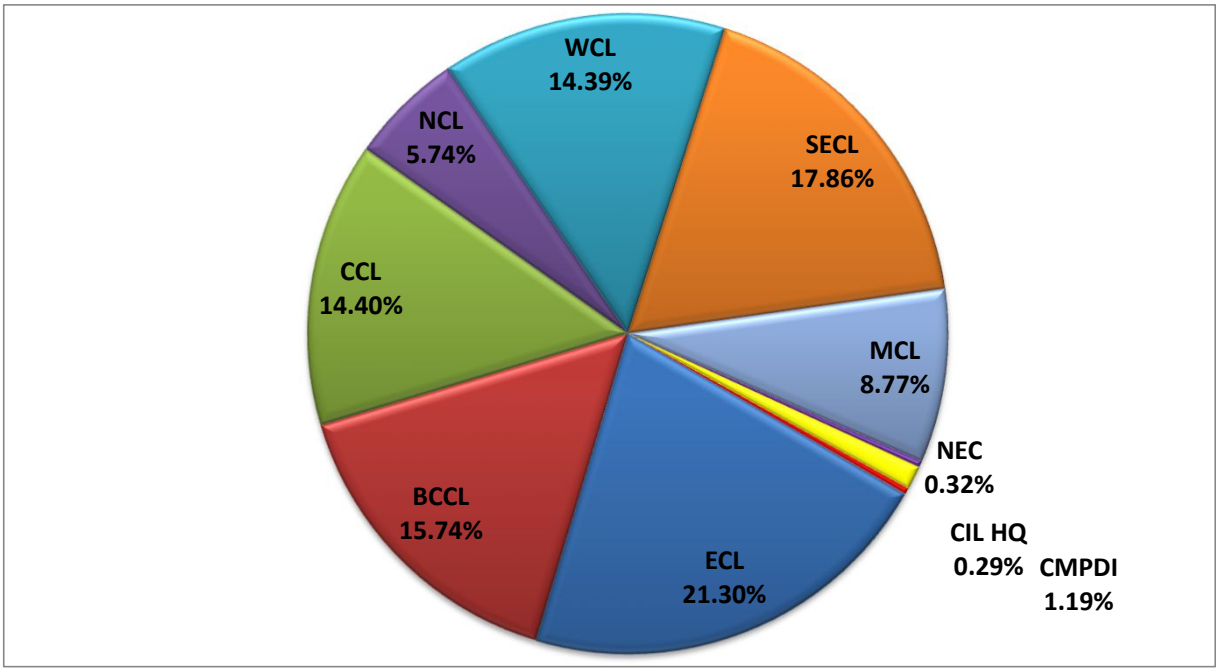

Table 6.2A: Total Manpower

Subsidiary/ Company	Manpower as on 1st Day of		
	April'21	Feb'22	Change
ECL	54866	53260	-1606
BCCL	41149	39354	-1795
CCL	36717	35997	-720
NCL	13801	14349	548
WCL	38097	35980	-2117
SECL	47481	44649	-2832
MCL	21902	21931	29
NEC	983	800	-183
CMPDI	3068	2985	-83
DCC	216	177	-39
CIL HQ	736	722	-14
Total CIL	**259016**	**250204**	-8812
SCCL	43895	43299	-596
NLCIL	11379	11403	24
Total Manpower	**314290**	**304906**	-9384

6.3 CIL out-standing dues have decreased by Rs 6709.92 crores and stood at Rs 16421.52 crores as on 28th Feb 2022 as compared to Rs 23131.44 crores as on 31st March 2021. 85.49% of the out-standing dues of CIL belong to ECL,CCL,WCL,SECL and NCL.

Company-wise Debtors Due chart as on 28th Feb'22

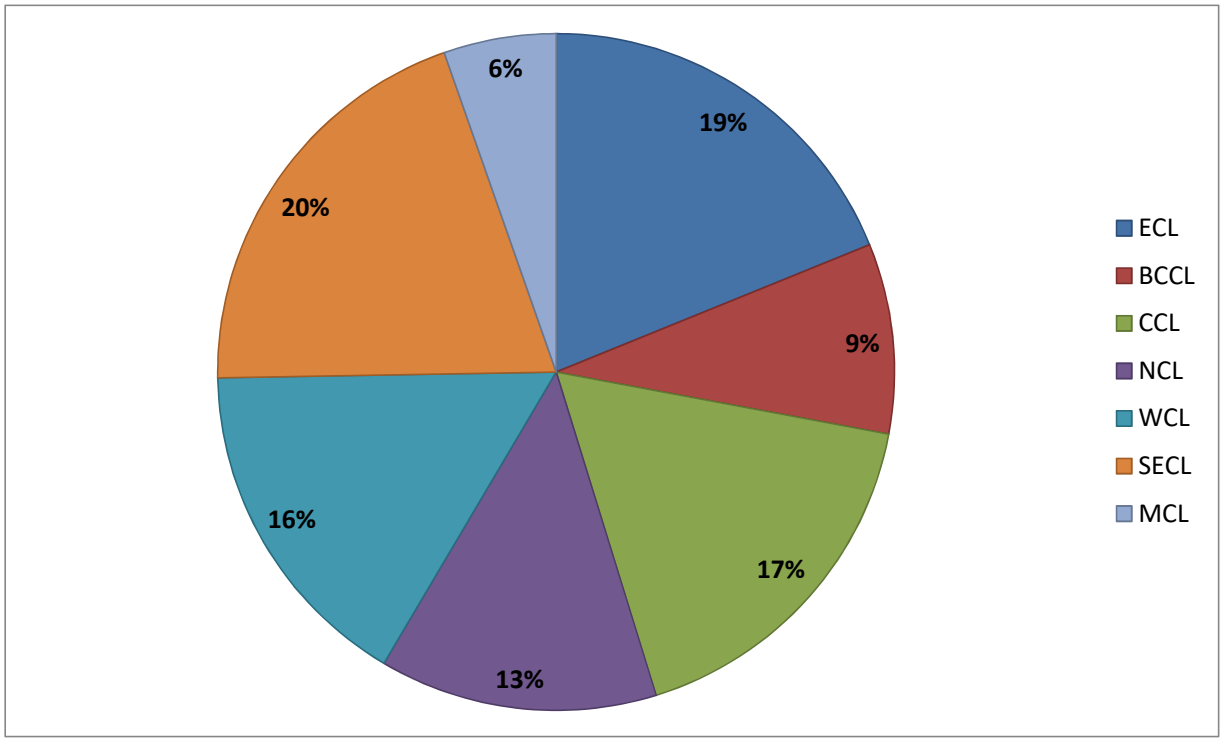

Table 6.3A: Debtors due as on 28th Feb'22 ***Rs Cr***

Subsidiary/Company	Due as on last Day of		
	Feb'22	Mar'21	Change
ECL	3095.68	4,793.34	
BCCL	1489.99	3,639.03	-2,149.04
CCL	2835.00	4,213.61	-1,378.61
NCL	2179.01	3,118.18	-939.17
WCL	2662.94	3,461.54	-798.60
SECL	3266.83	2,465.69	801.14
MCL	880.90	1,428.88	-547.98
NEC	11.17	11.17	0.00
Total CIL	**16421.52**	**23131.44**	**-6,709.92**
SCCL	5067.42	2932.28	2,135.14
NLCIL	4681.88	6182.63	-1,500.75
NTPL	790.90	2093.35	-1,302.45
Total NLCIL	**5472.78**	**8275.98**	-2,803.20
Total Debtors Due	**26961.72**	**34339.7**	**-7,377.98**

6.4 From the age-wise schedule of Debtors Dues, it may be observed that Out-standing dues of more than one year is Rs 5564.72 crores i.e 33.91% of total dues.

Age-wise Debtors Dues chart as on 28th Feb'22

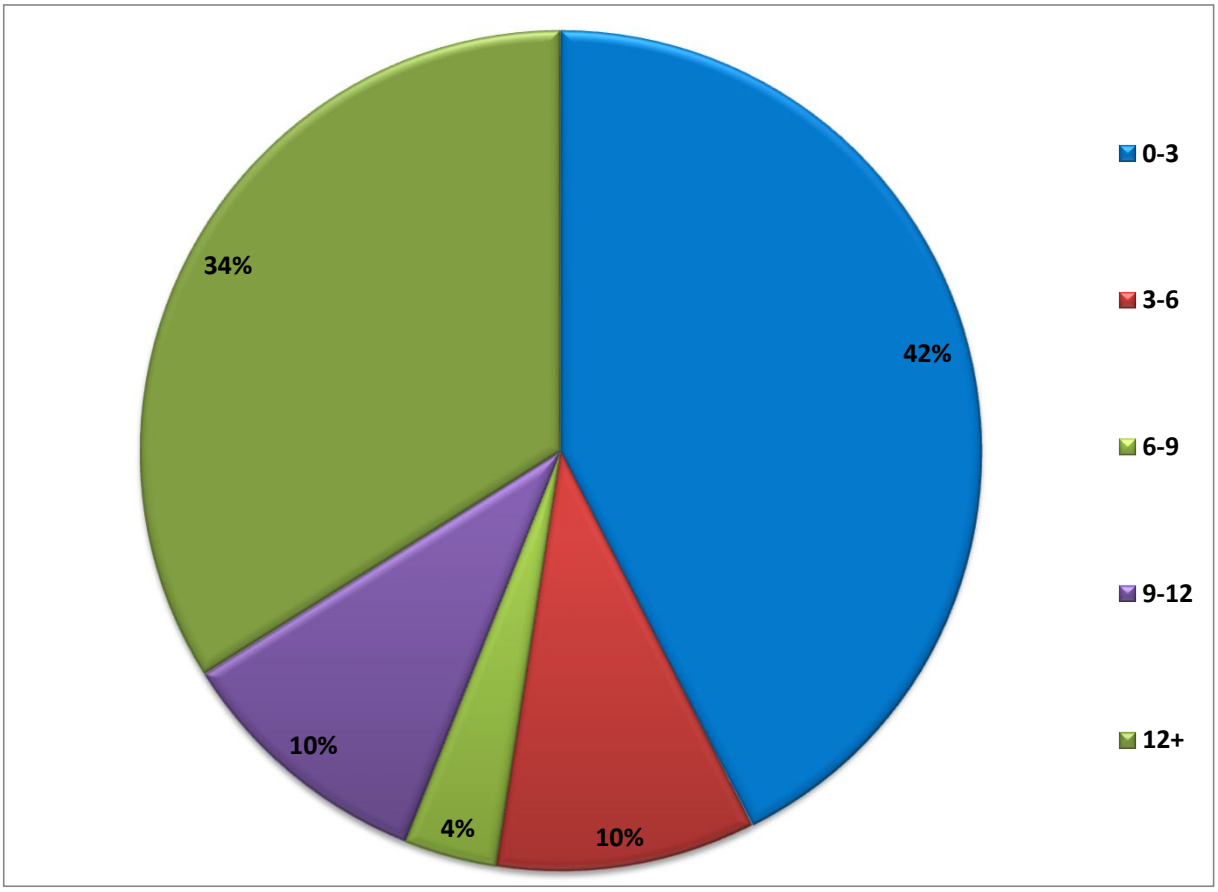

Table 6.4A Age-wise Debtors Dues as on 28th Feb'22 ***Rs Cr***

Subsidiary	Age-wise Debtors in Months					
	0-3	3-6	6-9	9-12	12+	Total
ECL	287.22	72.41	143.13	1099.92	1493.00	**3095.68**
BCCL	488.82	343.17	184.49	11.03	462.48	**1489.99**
CCL	483	222	268	244	1618	**2835.00**
NCL	1860.39	0.08	0.00	4.90	313.6	**2179.01**
WCL	2598.48	0.36	0.39	0.68	63.03	**2662.94**
SECL	473.42	996.62	-16.79	249.11	1564.47	**3266.83**
MCL	779.30	2.80	8.60	40.20	50.10	**880.90**
Total CIL	**6970.63**	**1637.44**	**587.82**	**1649.84**	**5564.72**	**16410.35**
Percentage Share	***42.48***	***9.98***	***3.58***	***10.05***	***33.91***	**100**

Table 6.1.1 : Head-wise Capital Expenditure of CIL *in Crores*

Sl No	Head of Expenditure	Budget Estimate	Actual Exp in Feb	Upto Feb'22	% Expenditure
1	Plant & Machinery	2402.35	253.39	2405.65	**10.55**
2	Safety Plant & Machinery	713.98	70.43	557.66	**9.86**
3	Development	579.56	39.02	727.74	**6.73**
4	Buiiding (Factory)				
5	Building (Others)	450	50.31	368.09	**11.18**
6	Furniture & Fixtures				
7	Lands	2445.48	360.56	2941.87	**14.74**
8	Vehicles				
9	Transporation including Railway Sidings	5446.89	209.86	3621.14	**3.85**
10	Environment	0		0	
11	Solar Power	0		0	
12	TPP	0		0	
13	Others	2645.99	154.11	2054.42	**5.82**
Total		**14685**	**1137.69**	**12676.56**	**7.75**

Table 6.1.2 : Head-wise Capital Expenditure of SCCL *in Crores*

Sl No	Head of Expenditure	Budget Estimate	Actual Exp in Feb	Upto Feb'22	% Expenditure
1	Plant & Machinery	543.17	6.02	160.88	**1.11**
2	Safety Plant & Machinery	8.36	0	0	**0.00**
3	Development	185.27	3.46	259.91	**1.87**
4	Buiiding (Factory)	93.70	0	0	**19.40**
5	Building (Others)	183.75	18.18	161.65	**0.06**
6	Furniture & Fixtures	4.27	0.11	1.25	**2.58**
7	Lands	710.00	0	739.46	**0.00**
8	Vehicles	4.63	0	0	**0.00**
9	Railway Sidings	199.95	0.9	168.19	**0.45**
10	Environment				
11	Solar Power	156.90	2.95	40.25	**1.88**
12	TPP	350.00	1.92	33.82	**0.55**
13	Others	60.00	-	-	
Total		**2500**	**33.54**	**1565.42**	**1.34**

Table 6.1.3: Head-wise Capital Expenditure of NLCIL *in Crores*

Sl No	Head of Expenditure	Budget Estimate	Actual Exp in Feb	Upto Feb'22	% Expenditure
1	Plant & Machinery	1,322.13	47.35	777.95	**3.58**
2	Safety Plant & Machinery		-	-	
3	Development	46.01	-	13.15	
4	Buiiding (Factory)		0.93	10.08	
5	Building (Others)	59.41	0.05	82.83	**0.08**
6	Furniture & Fixtures	0.50	0.02	0.24	
7	Lands	153.31	1.92	183.04	**1.25**
8	Vehicles	0.63	-	-	
9	Railway Sidings	124.00	6.52	74.83	**5.26**
10	Environment	10.87	-	-	
11	Solar Power	0	-	-	
12	TPP	0	-	-	
13	Others	1,033.14	78.45	934.70	**7.59**
Total		**2750**	**135.24**	**2076.82**	**4.92**

Table 6.5: E-auction company-wise

In the Feb 2022, 40.13 LT of coal allocated against 63.44 LT of coal quantity offered by Coal India (CIL) subsidiaries. Further, Coal India got 121 % higher amount than notified price in Feb 2022.

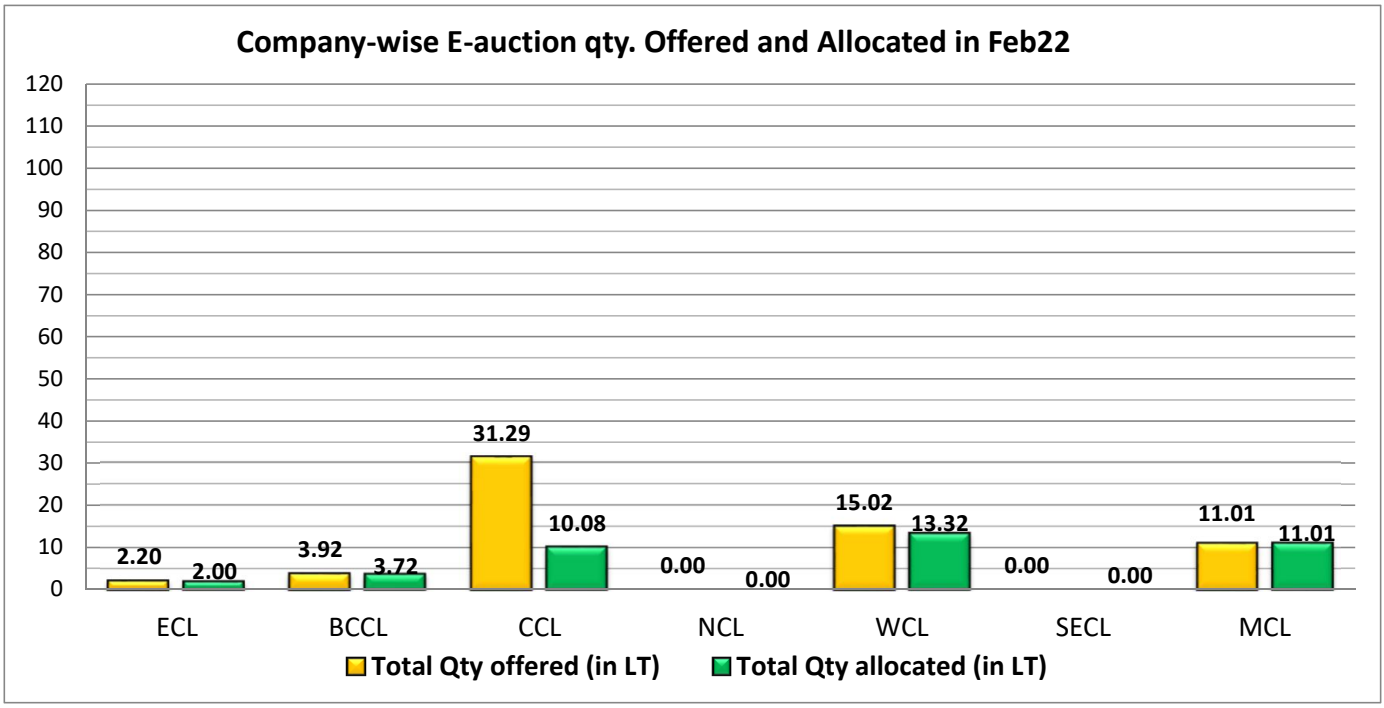

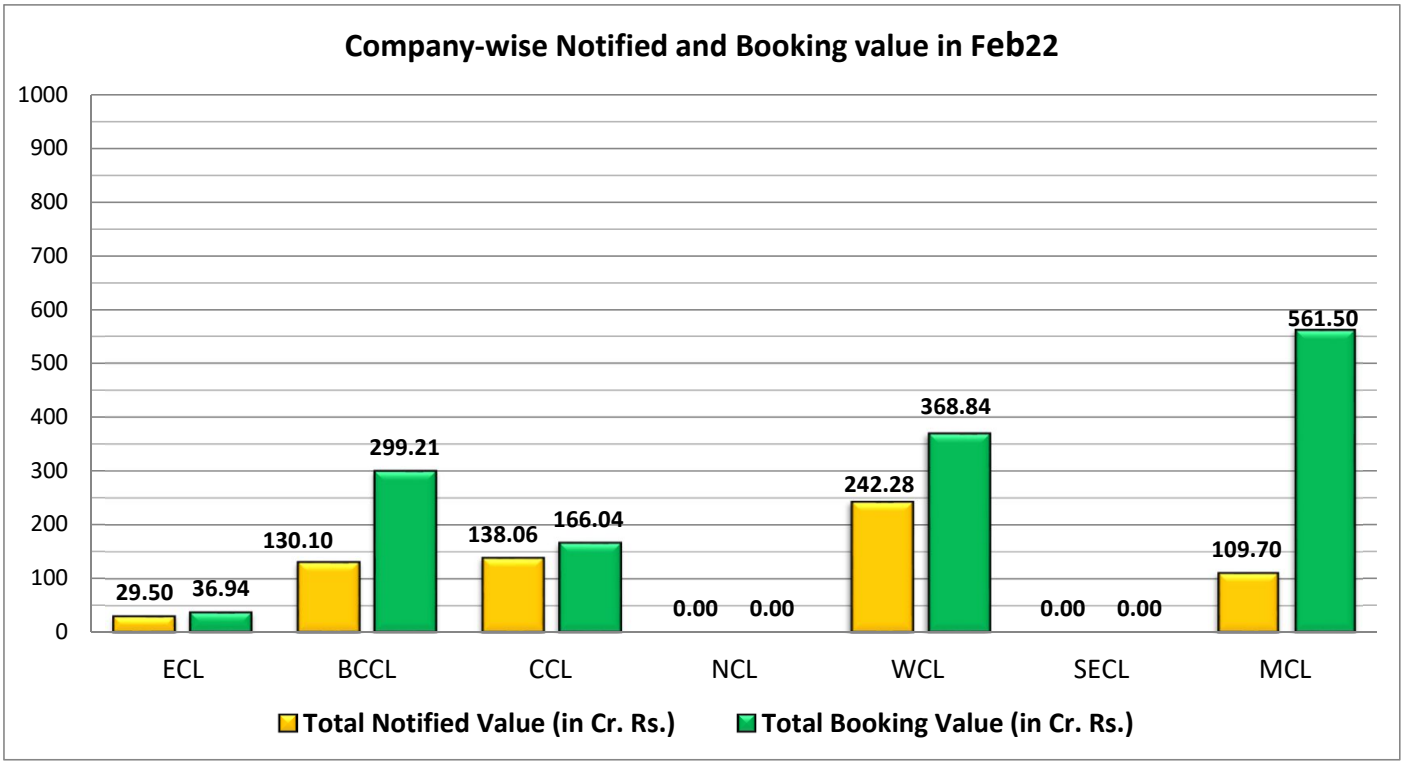

Company-wise Performance in Feb 2022								
Company	**ECL**	**BCCL**	**CCL**	**NCL**	**WCL**	**SECL**	**MCL**	**CIL**
Total Qty offered (in LT)	2.20	3.92	31.29	0.00	15.02	0.00	11.01	**63.44**
Total Qty allocated (in LT)	2.00	3.72	10.08	0.00	13.32	0.00	11.01	**40.13**
Percentage Qty allocated (in %)	91%	95%	**32%**		**89%**		**100%**	**63%**
Total Notified Value (in Cr. Rs.)	29.50	130.10	138.06	0.00	242.28	0.00	109.70	**649.64**
Total Booking Value (in Cr. Rs.)	36.94	299.21	166.04	0.00	368.84	0.00	561.50	**1432.53**
% increase over Notified Price	**25%**	**130%**	**20%**		**52%**		**412%**	**121%**

Company-wise Performance upto Feb 2022								
Company	**ECL**	**BCCL**	**CCL**	**NCL**	**WCL**	**SECL**	**MCL**	**CIL**
Total Qty offered (in LT)	41.04	133.29	151.05	161.11	106.84	215.62	796.72	**1605.67**
Total Qty allocated (in LT)	35.72	32.94	90.31	143.57	57.17	154.17	487.22	**1001.10**
Percentage Qty allocated (in %)	87%	25%	60%	89%	54%	72%	61%	**62%**
Total Notified Value (in Cr. Rs.)	1016.43	856.97	1291.68	1997.81	1213.65	1604.34	4496.67	**12477.55**
Total Booking Value (in Cr. Rs.)	2175.57	1437.01	2497.04	3149.74	1737.46	2977.13	6791.72	**20765.67**
% increase over Notified Price	114%	68%	93%	58%	43%	86%	51%	**66%**

Table 6.6: E-auction scheme-wise

In the Feb 2022, a.There has been Very high demand for Exclusive Non Power and spot. b.There has been moderate demand for Special Forward.

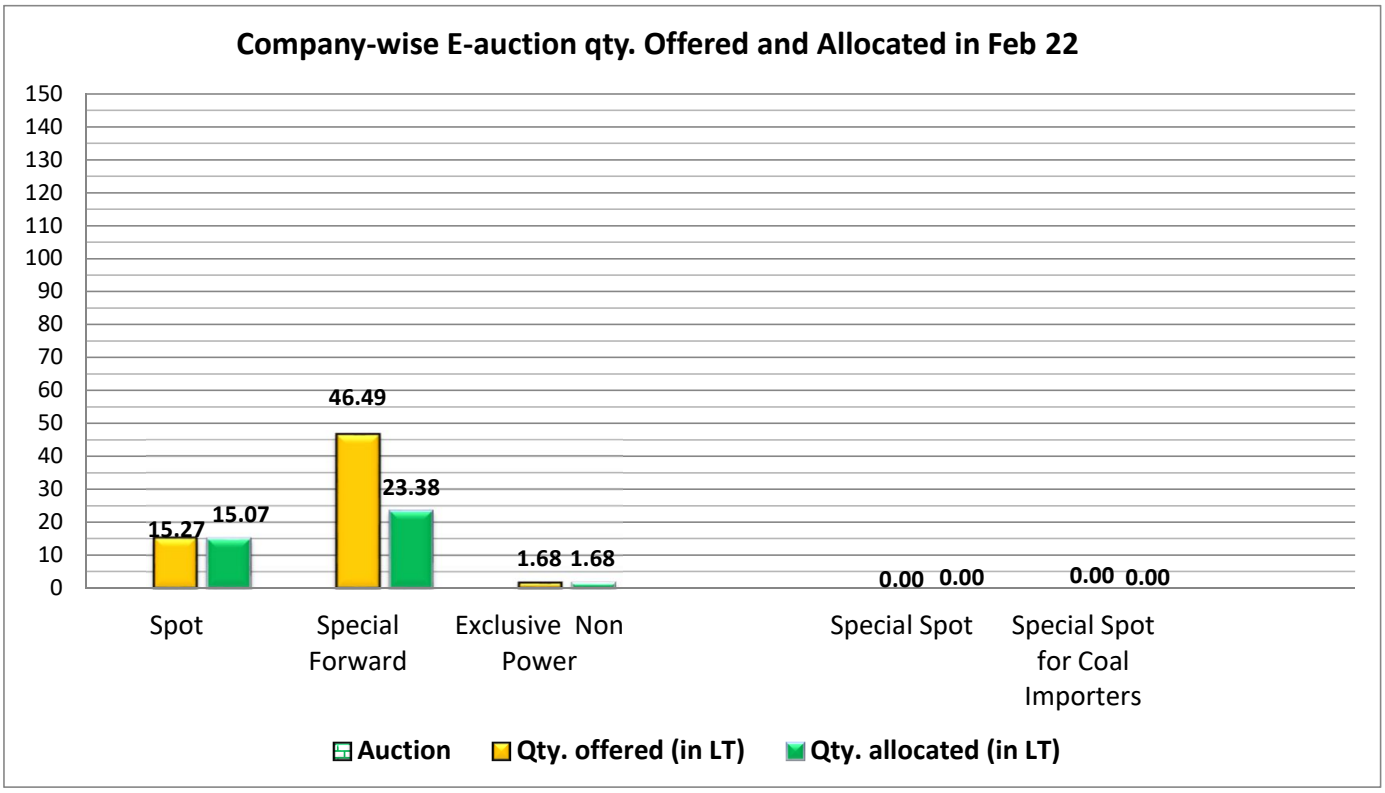

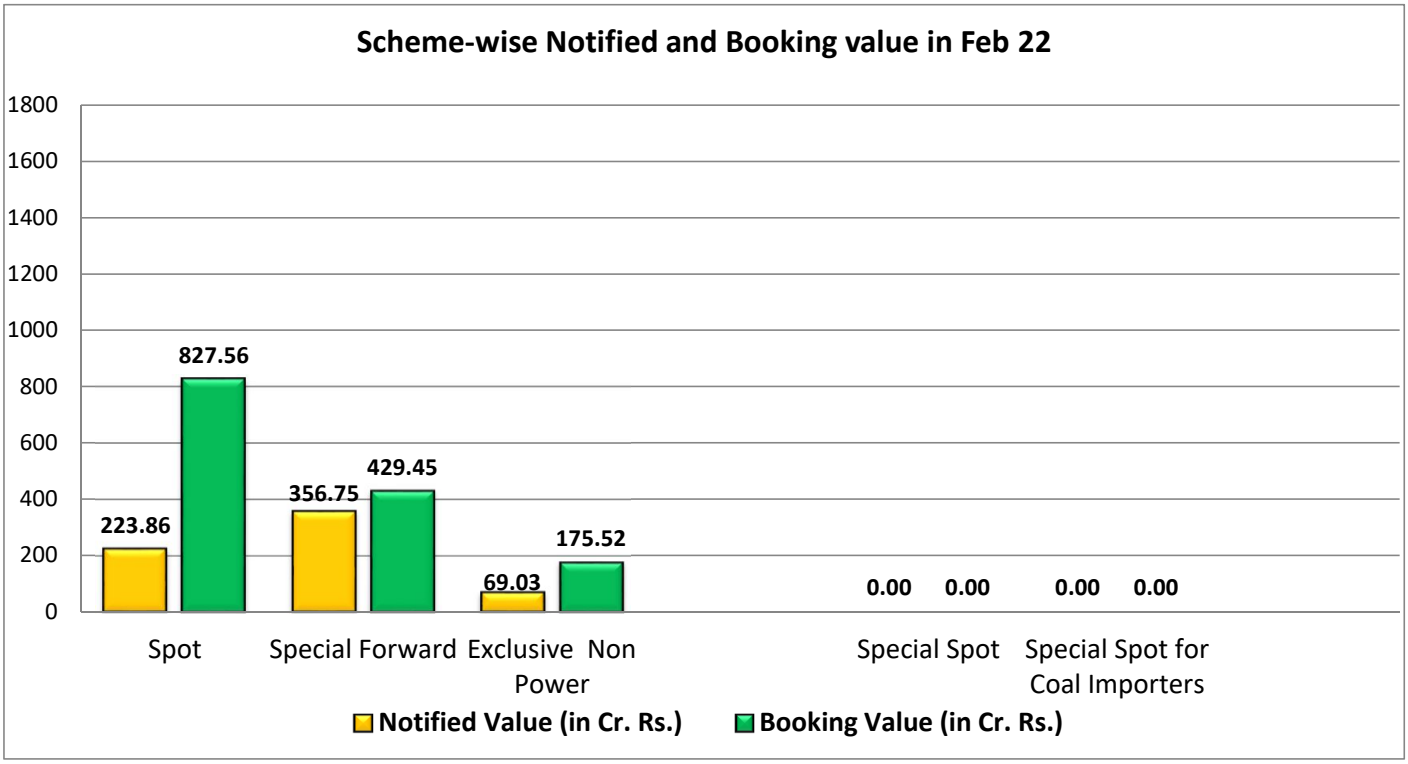

Scheme-wise performance in Feb2022						
Auction	**Spot**	**Special Forward**	**Exclusive Non Power**	**Special Spot**	**Special Spot for Coal Importers**	**Total**
Qty. offered (in LT)	15.27	46.49	1.68	0.00	0.00	**63.44**
Qty. allocated (in LT)	15.07	23.38	1.68	0.00	0.00	**40.13**
% Qty. allocated	99%	50%	100%			**63%**
Notified Value (in Cr. Rs.)	223.86	356.75	69.03	0.00	0.00	**649.64**
Booking Value (in Cr. Rs.)	827.56	429.45	175.52	0.00	0.00	**1432.53**
% increase over Notified Price	270%	20%	154%			**121%**

Scheme-wise performance upto Feb 2022						
Auction	**Spot**	**Special Forward**	**Exclusive Non Power**	**Special Spot**	**Special Spot for Coal Importers**	**Total**
Qty. offered (in LT)	403.07	769.93	347.68	53.65	31.34	**1605.67**
Qty. allocated (in LT)	280.07	412.46	256.64	28.62	23.31	**1001.1**
% Qty. allocated	69%	54%	**74%**	53%	**74%**	**62%**
Notified Value (in Cr. Rs.)	4440.58	3973.18	3169.51	404.14	490.14	**12477.55**
Booking Value (in Cr. Rs.)	9209.85	5356.62	4729.18	732.62	737.4	**20765.67**
% increase over Notified Price	**107%**	35%	49%	**81%**	50%	**66%**

Electricity Generation

Electricity Generation during Feb 2022

Table 1: Electricity Generation from different Sources *In MU*

Source	Generation during Feb			Generation upto Feb		
	FY 22	FY 21	Growth (%) M-o-M	FY 22	FY 21	Growth (%) Y-o-Y
Thermal	92931.51	91299.21	1.79	1005953.33	925408.49	8.70
Nuclear	3811.39	2704.83	40.91	42705.49	39867.85	7.12
Hydro	7433.41	7316.24	1.60	141043.47	141924.63	-0.62
Bhutan Imp.	32.10	95.00	-66.21	7323.90	8636.80	-15.20
Total Conventional	**104208.41**	**101415.28**	**2.8**	**1197026.19**	**1115837.77**	**7.3**
Wind	3107.74	2872.83	8.18	64633.23	56618.10	14.16
Solar	7276.18	5435.80	33.86	65145.71	53648.00	21.43
Biomass	275.07	311.67	-11.74	3143.00	3188.36	-1.42
Bagasse	1923.38	1805.08	6.55	10466.36	9770.46	7.12
Small Hydro	567.60	465.17	22.02	9824.47	9807.89	0.17
Others	180.71	159.65	13.19	2056.46	1445.53	42.26
Total Renewable	**13330.68**	**11050.2**	**20.64**	**155269.23**	**134478.34**	**15.46**
Total Generation	**117539.09**	**112465.48**	**4.51**	**1352295.42**	**1250316.11**	**8.16**
% Share of RE	**11.34**	**9.83**	**1.52**	**11.48**	**10.76**	**0.73**
% Share of Coal & lignite	**77.27**	**78.39**	**-1.12**	**71.90**	**70.25**	**1.65**

Table 1 A: Fuel-wise Electricity Generation in Thermal Sector

Fuel	Generation during Feb			Generation upto Feb		
	FY 22	FY 21	Growth (%) M-o-M	FY 22	FY 21	Growth (%) Y-o-Y
Coal	87650.46	85492.25	2.52	938429.25	850890.95	10.29
Lignite	3175.02	2669.58	18.93	33887.7	27443.88	23.48
Gas	2097.97	3130.37	-32.98	33534.28	46955.64	-28.58
Diesel	8.06	7.01	14.98	102.1	118.02	-13.49
Total Thermal	**92931.51**	**91299.21**	**1.79**	**1005953.33**	**925408.49**	**8.70**

Status of Import Coal

Table 8.1: Total Coal Imports Including Coke *Fig. in MT*

Type of Coal	During Feb			Upto Feb		
	Feb-22	Feb-21	Growth (%) M-o-M	Feb-22	Feb-21	Growth (%) Y-o-Y
Non Coking	9.42	9.07	3.87	112.38	127.28	-11.71
Coking	4.03	4.82	-16.40	46.89	43.98	6.62
Anthracite	0.01	0.16	-93.39	1.85	1.77	4.76
PCI Coal	0.89	0.97	-7.49	12.32	11.66	5.60
Pet Coke	0.51	0.17	203.81	5.058	7.61	-33.57
Met Coke	0.27	0.10	162.59	2.146	2.20	-2.62
Total	**15.14**	**15.29**	**-0.98**	**180.64**	**194.50**	**-7.13**

Source: ICMW

Coal Import in Feb 2022

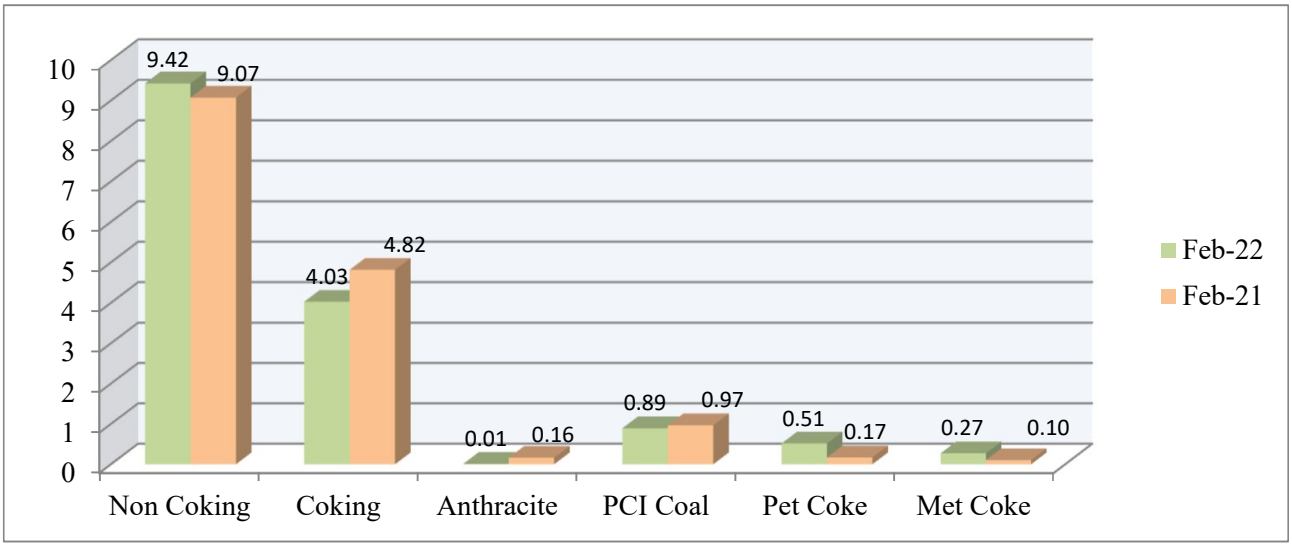

Table 8.2: State-wise Import of Coal and Coke *In L Te*

State	During Feb			Upto Feb		
	FY 22	FY 21	Growth (%) M-o-M	FY 22	FY 21	Growth (%) Y-o-Y
Gujarat	44.80	50.85	-11.91	550.34	658.49	-16.42
Maharashtra	9.02	8.25	9.29	131.19	114.92	14.15
Goa	8.21	6.85	19.83	82.11	81.58	0.65
Karnataka	0.86	2.36	-63.53	31.96	29.73	7.49
Tamil Nadu	7.01	5.62	24.74	105.32	102.84	2.41
Puducherry	0.80	2.23	-64.04	24.93	37.21	-33.01
Andhra Pradesh	35.48	36.00	-1.43	448.33	471.32	-4.88
Odisha	32.46	26.41	22.90	318.31	304.36	4.58
West Bengal	12.68	12.27	3.37	100.59	125.14	-19.62
Punjab	0.00	0.00		0.00	0.01	-80.67
Delhi	0.00	0.00		0.00	0.00	
Haryana	0.00	0.00		0.00	0.00	
Chhattisgarh	0.00	0.00	-100.00	0.00	0.00	-12.79
Madhya Pradesh	0.04	0.01	256.47	0.30	0.08	281.90
Others	0.00	0.00		0.00	0.00	
Total	**151.36**	**152.86**	**-0.98**	**1806.37**	**1945.03**	**-7.13**

Note: Import is for major States. Total figures may not match with total import

Table 8.3: Sector Wise Import of Coal and Coke during Feb 2022 *In MT*

Sector	Non Coking	Coking	Anthr	PCI	Met Coke	Pet Coke	Total
Aluminium	0.15	0.08	0.00		0.03	0.05	**0.31**
Auto		0.00					**0.00**
Calciner			0.00			0.16	**0.16**
Calcium Carbide							**0.00**
Cement	0.41					0.27	**0.68**
Chemical & Petrochem	0.63	0.06	0.00		0.00	0.01	**0.70**
DRI	0.04	0.05		0.01			**0.10**
Power	2.58	0.08			0.00		**2.66**
Ferro Alloy	0.13		0.00		0.02		**0.15**
Graphite Electrode			0.00		0.00	0.01	**0.01**
Iron & Steel	0.66	3.42	0.00	0.82	0.21		**5.12**
Logistics	0.03						**0.03**
Lime Klin							**0.00**
Paper & Plywood							**0.00**
Pharma							**0.00**
Sugar	0.01						**0.01**
Textile	0.18		0.00				**0.18**
Traders	4.07	0.34	0.00	0.06	0.00	0.01	**4.48**
Mining			0.00				**0.00**
Tyres							**0.00**
Others	0.55	0.00	0.00		0.00		**0.55**
Total	**9.42**	**4.03**	**0.01**	**0.89**	**0.27**	**0.51**	**15.14**

Source: ICMW

Sector Wise Coal and Coke Import in Feb 2022

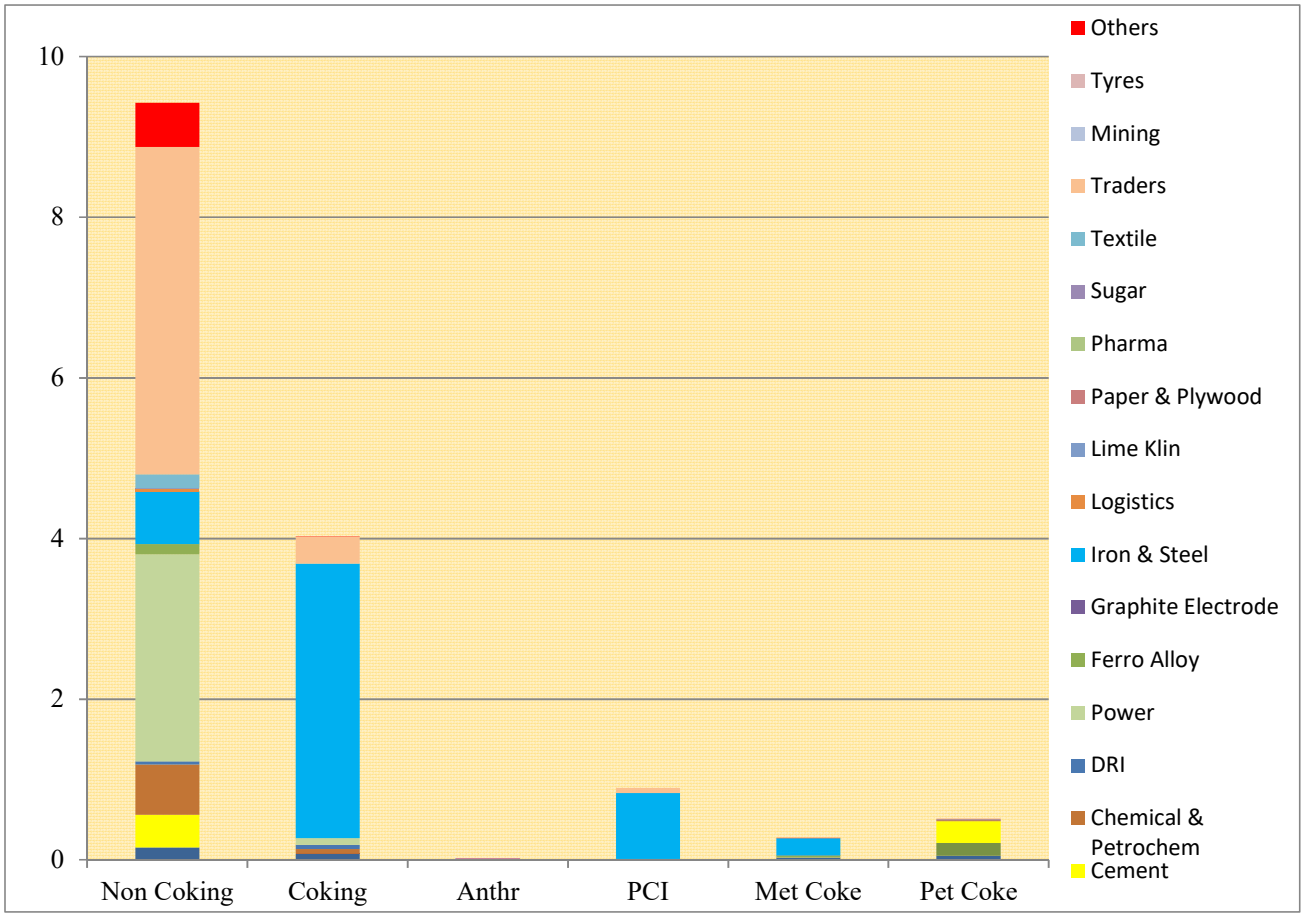

Table 8.4: Grade-wise Non-Coking Coal Import during Feb 2022. *In Lakh Te*

Port	G1	G2	G4	G5	G6	G7	G8	G9	G11	G12	G13	G14	G15	Not Known	Total
Bhavnagar														1.61	**1.61**
Dahej														5.62	**5.62**
Dhamra														5.58	**5.58**
Ennore														4.45	**4.45**
Gangavaram	1.2565				3.14		1.69	0.94						0.00	**7.02**
Hazira														3.82	**3.82**
Jafrabad														0.07	**0.07**
Jaigad														2.42	**2.42**
Jakhau														0.25	**0.25**
Kakinada														0.10	**0.10**
Kandla		1.243	0.25		0.82			0.50	0.83					0.00	**3.64**
Karaikal														0.80	**0.80**
Kolkata					0.10	0.40		0.26						4.40	**5.16**
Krishnapatnam										3.85				5.84	**9.70**
Magdalla														4.14	**4.14**
Marmagoa														1.35	**1.35**
Muldwarka														0.06	**0.06**
Mumbai & Jnpt														2.37	**2.37**
Mundra					1.09	4.80	4.56		0.60		0.25			3.18	**14.49**
Navlakhi													0.63	5.20	**5.83**
New Mangalore						0.53								0.33	**0.86**
Okha														0.38	**0.38**
Paradip														4.99	**4.99**
Pipavav														0.63	**0.63**
Sikka														0.16	**0.16**
Tuticorin / Voc														1.13	**1.13**
Vizag				0.33	0.95	2.02		1.27	0.55			0.22		0.30	**5.64**
Others														1.96	**1.96**
Total	**1.26**	**1.24**	**0.25**	**0.33**	**6.09**	**7.76**	**6.25**	**2.97**	**1.98**	**3.85**	**0.25**	**0.22**	**0.63**	**61.14**	**94.22**

Source: ICMW

Port-wise and Grade-wise Non-Coking Coal Import during Feb 2022

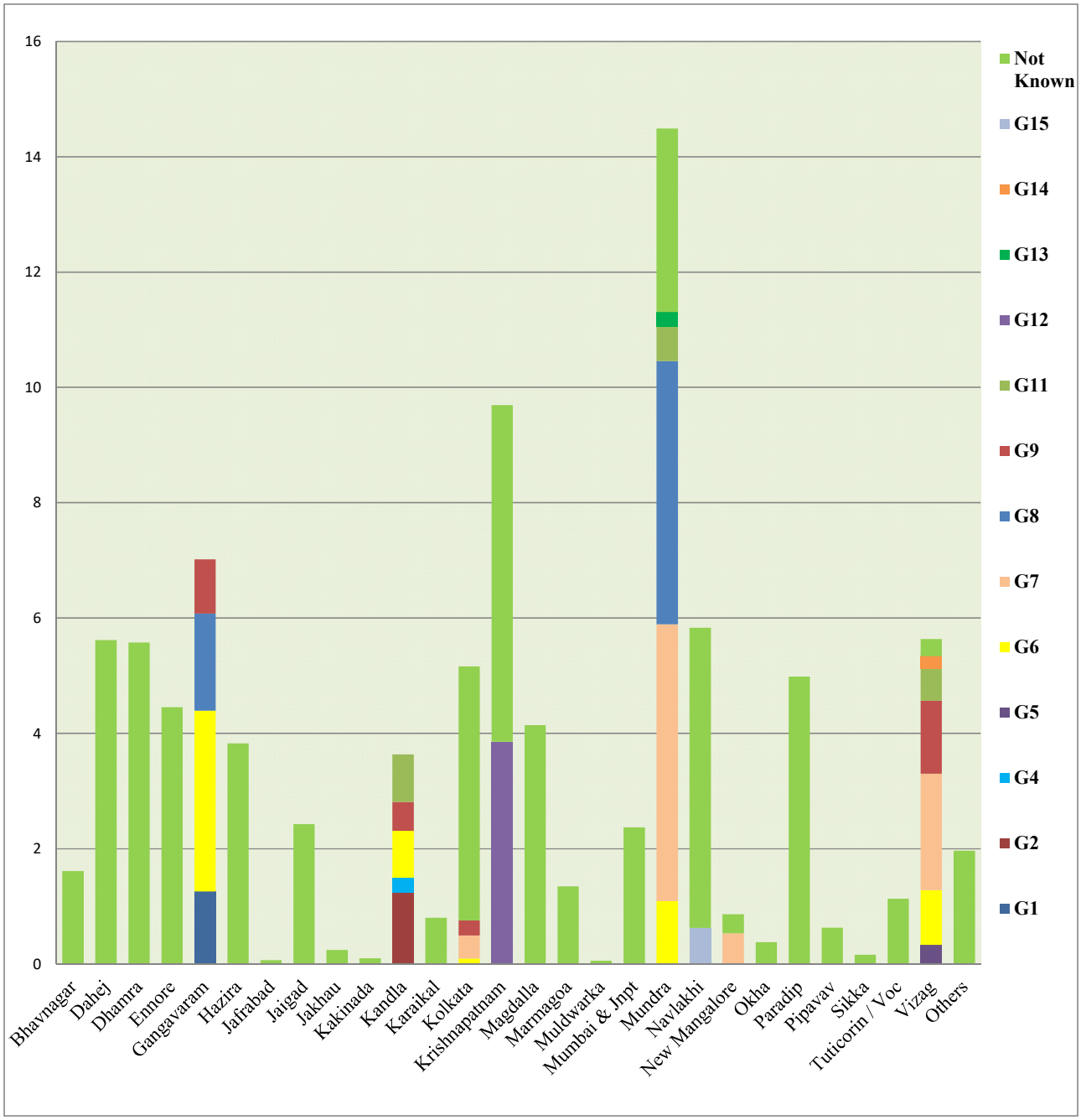

Table 8.5: Country-wise Non-coking Coal Import during Feb 2022 *In Lakh Te*

Port	G1	G2	G4	G5	G6	G7	G8	G9	G11	G12	G13	G14	G15	Not Known	Total
Australia			0.25		0.92	2.24		0.94						5.81	**10.15**
Colombia														0.51	**0.51**
Indonesia					1.74	1.87	4.66	0.76	1.98	3.85	0.25	0.22	0.63	35.93	**51.89**
Mozambique					0.82	0.53								0.33	**1.68**
Russia														1.32	**1.32**
South Africa				0.33	2.61	3.12	1.59	1.27						16.34	**25.26**
United States	1.2565	1.243													**2.50**
Others														0.91	**0.91**
Total	**1.26**	**1.24**	**0.25**	**0.33**	**6.09**	**7.76**	**6.25**	**2.97**	**1.98**	**3.85**	**0.25**	**0.22**	**0.63**	**61.14**	**94.22**

Source: ICMW

Country-wise and Grade-wise Non-Coking Coal Import during Feb 2022

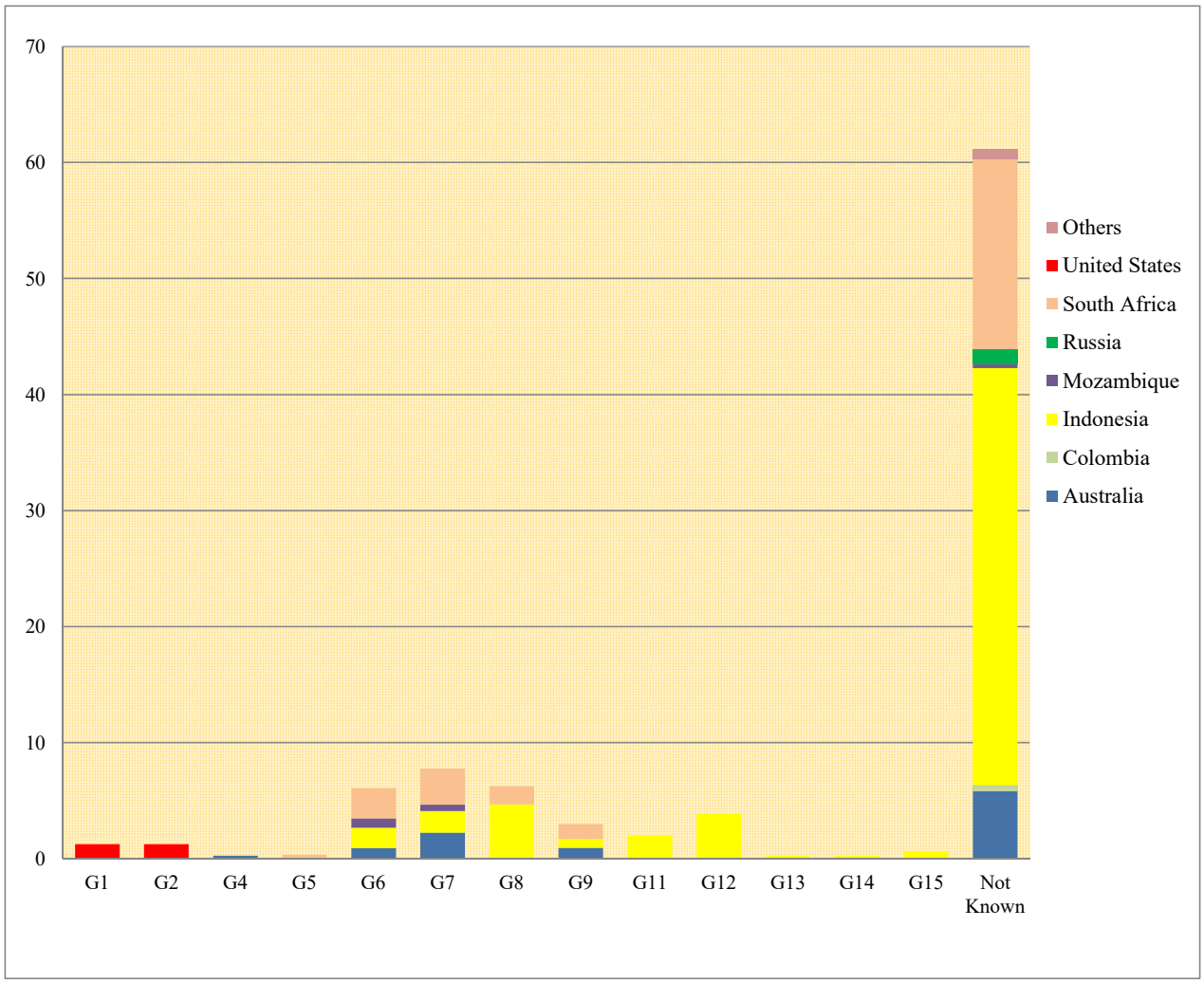

Table 8.6: Port and Country-wise Import of Non-Coking Coal during Feb 2022 (L Te)

Port	Australia	Colombia	Indonesia	Mozambique	Russia	South Africa	United States	Others	Total
Bhavnagar		0.51	1.10						**1.61**
Dahej	1.48		3.11			1.03			**5.62**
Dhamra	0.72				0.44	4.42			**5.58**
Ennore			3.74			0.71			**4.45**
Gangavaram	1.85		0.75			3.16	1.26		**7.02**
Hazira			3.27			0.55			**3.82**
Jafrabad								0.07	**0.07**
Jaigad			2.42						**2.42**
Jakhau								0.25	**0.25**
Kakinada			0.10						**0.10**
Kandla	0.25		1.33	0.82			1.24		**3.64**
Karaikal			0.80						**0.80**
Kolkata			0.82		0.38	3.96			**5.16**
Krishnapatnam	3.61		3.85	0.33	0.50	1.40			**9.70**
Magdalla			4.14						**4.14**
Marmagoa			0.76			0.59			**1.35**
Muldwarka								0.06	**0.06**
Mumbai & Jnpt			2.37						**2.37**
Mundra	2.24		11.55			0.70			**14.49**
Navlakhi			5.83						**5.83**
New Mangalore			0.33	0.53					**0.86**
Okha								0.38	**0.38**
Others			0.87			1.10			**1.96**
Paradip			2.21			2.78			**4.99**
Pipavav			0.63						**0.63**
Sikka								0.16	**0.16**
Tuticorin / Voc			1.13						**1.13**
Vizag			0.77			4.87			**5.64**
Others									**0.00**
Total	**10.15**		**51.89**	**1.68**	**1.32**	**25.26**	**2.50**	**0.91**	**94.22**

Source: ICMW

Table 8.7: Port and Country-wise Average imported price of Non-Coking Coal during Feb 2022 (US$/te)

Port	Australia	Colombia	Indonesia	Mozambique	Russia	South Africa	United States	Average Price
Bhavnagar		173.99	65.15					**119.57**
Dahej	123.66		82.36			174.48		**114.13**
Dhamra	254.17				296.93	127.62		**163.53**
Ennore			94.78			171.32		**113.92**
Gangavaram	146.60		114.82			144.86	77.33	**138.42**
Hazira			81.38			153.60		**93.42**
Jafrabad								**0.00**
Jaigad			76.21					**76.21**
Jakhau								**0.00**
Kakinada			72.64					**72.64**
Kandla	223.00		96.45	143.34			104887.05	**19176.56**
Karaikal			99.48					**99.48**
Kolkata			119.19		305.63	167.71		**170.82**
Krishnapatnam	130.19		75.53	172.36	105.13	165.57		**116.54**
Magdalla			77.87					**77.87**
Marmagoa			131.10			165.75		**154.20**
Muldwarka								**0.00**
Mumbai & Jnpt			136.87					**136.87**
Mundra	108.85		117.28			183.52		**120.57**
Navlakhi			79.60					**79.60**
New Mangalore			81.49	177.01				**113.33**
Okha								**0.00**
Others			103.73			150.13		**138.53**
Paradip			119.47			165.84		**161.04**
Pipavav			247.64					**247.64**
Sikka								**0.00**
Tuticorin / Voc			91.59					**91.59**
Vizag			112.41			152.98		**148.47**

Source: ICMW

Table 8.8: Port and Country-wise Average Imported Price of Non-Coking Coal during Feb 2022 (Rs/te)

Port	Australia	Colombia	Indonesia	Mozambique	Russia	South Africa	United States	Average Price
Bhavnagar		13179.79	4954.46					**9067.13**
Dahej	9323.59		6263.45			13269.01		**8649.97**
Dhamra	19279.07				22581.30	9696.02		**12422.00**
Ennore			7192.16			13029.20		**8651.42**
Gangavaram	11132.19		8732.19			11011.52	5880.83	**10520.61**
Hazira			6172.75			11681.19		**7090.82**
Jafrabad								**0.00**
Jaigad			5773.14					**5773.14**
Jakhau								**0.00**
Kakinada			5524.09					**5524.09**
Kandla	16958.81		7329.41	10858.17			7945216.62	**1452653.23**
Karaikal			7535.41					**7535.41**
Kolkata			9054.76		23014.16	12682.45		**12915.31**
Krishnapatnam	9828.34		5735.28	13108.17	7963.46	12560.17		**8826.18**
Magdalla			5916.13					**5916.13**
Marmagoa			9970.20			12480.80		**11643.94**
Muldwarka								**0.00**
Mumbai & Jnpt			10409.02					**10409.02**
Mundra	8245.61		8909.69			13956.45		**9157.59**
Navlakhi			6033.34					**6033.34**
New Mangalore			6197.50	13408.24				**8601.08**
Okha								**0.00**
Others			7888.30			11372.12		**10501.17**
Paradip			9085.87			12578.89		**12217.55**
Pipavav			18758.83					**18758.83**
Sikka								**0.00**
Tuticorin / Voc			6965.63					**6965.63**
Vizag			8514.72			11568.99		**11229.62**

Source: ICMW

Table 8.9: Port-wise & Country-wise Coking Coal Import during Feb. 2022 *In L Te*

Port	Australia	Austria	Canada	Indonesia	Mozambique	Russia	United Kingdo	United States	Not Known	Total
Bhavnagar					0.6					**0.6**
Dhamra	9.1							0.84		**10.0**
Ennore	0.3						0.0		0.2	**0.5**
Gangavaram	3.3							1.4		**4.7**
Hazira							0.0			**0.0**
Jaigad	2.6		0.5							**3.1**
Kandla	0.4									**0.4**
Kolkata	5.5			0.2	0.4					**6.0**
Krishnapatnam	0.5			0.5						**1.0**
Marmagoa	2.2		1.2			0.8		0.8		**4.9**
Mumbai & Jnpt								0.0		**0.0**
Paradip	3.7			0.3	1.2	1.2				**6.4**
Vizag	2.2	0.3				0.2				**2.7**
Total	**29.73**	**0.32**	**1.65**	**1.05**	**2.15**	**2.18**	**0.00**	**2.98**	**0.20**	**40.26**

Source: ICMW

Coking Coal Import during Feb 2022 (Port-wise & Country-wise)

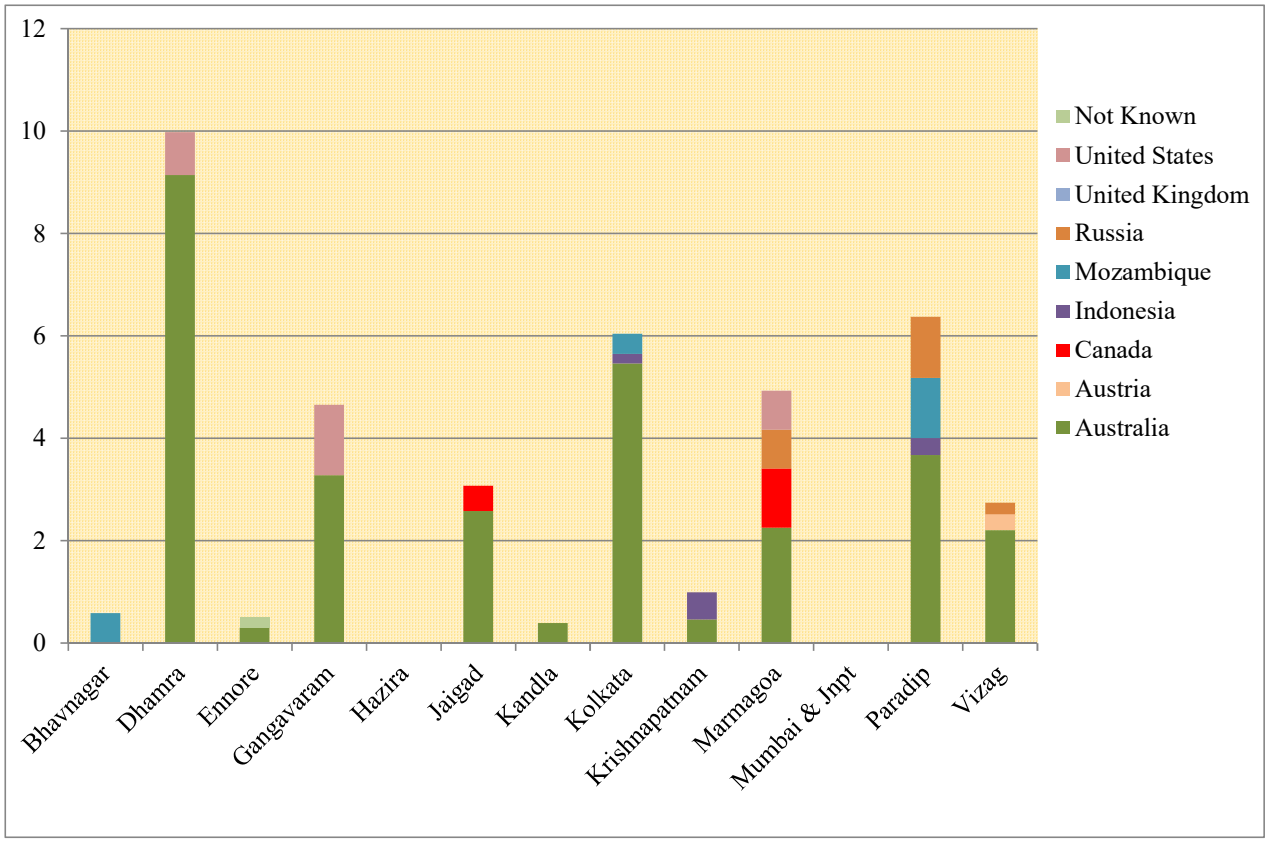

Table 8.10: Average Price of Imported Coking Coal during Feb 2022 (US$/te)

Port	Australia	Austria	Canada	Indonesia	Mozambique	Russia	United Kingdom	United States	Average Price
Bhavnagar					170.67				**170.67**
Dhamra	362.67							350.25	**361.98**
Ennore	293.68						475.23		**354.19**
Gangavaram	394.10							350.34	**388.63**
Hazira							458.45		**458.45**
Jaigad	361.98		298.94						**348.47**
Kandla	362.58								**362.58**
Kolkata	376.28			259.79	337.55				**366.27**
Krishnapatnam	380.11			245.95					**313.03**
Marmagoa	360.23		321.28			268.01		216.23	**307.09**
Mumbai & Jnpt								665.17	**665.17**
Paradip	405.53			418.96	331.49	413.62			**397.66**
Vizag	353.41	376.19			315.44				**354.04**

Source: ICMW

Table 8.11: Average Price of Imported Coking Coal during Feb 2022 (Rs/te)

Port	Australia	Austria	Canada	Indonesia	Mozambique	Russia	United Kingdom	United States	Average Price
Bhavnagar					12928.3				**12928.30**
Dhamra	27489.5							26452.5	**27431.85**
Ennore	22334.0						36141.6		**26936.53**
Gangavaram	29922.5							26643.3	**29512.56**
Hazira							34727.3		**34727.33**
Jaigad	27472.4		22644.4						**26437.84**
Kandla	27302.5								**27302.48**
Kolkata	28561.1			19562.3	25623.5				**27791.04**
Krishnapatnam	28723.8			18630.6					**23677.18**
Marmagoa	27287.7		24336.8			20301.9		16379.1	**23261.95**
Mumbai & Jnpt								50386.6	**50386.58**
Paradip	30758.3			31777.8	25128.5	31417.6			**30173.46**
Vizag	26732.1	28327.2			23894.8				**26761.51**

Source: ICMW

Table 8.12 Coal Imports (Provisional) *Fig. in MT*

Type of Coal	During Feb			Upto Feb		
	FY 22	FY 21	Growth (%) M-o-M	FY 22	FY 21	Growth (%) Y-o-Y
Non Coking *	9.42	9.07	3.87	112.38	127.28	-11.71
Coking	4.03	4.82	-16.40	46.89	43.98	6.62
Anthracite	0.01	0.16	-93.39	1.85	1.77	4.76
Total	**13.46**	**14.05**	**-4.20**	**161.12**	**173.02**	**-6.88**

** Non-Coking Coal means Bituminous and Steam Coal*

Table 8.13: Non-Coking Coal supply to Cement and DRI Sectors

(i) Cement Sector *Fig. in MT*

Items	During Feb			Upto Feb		
	FY 22	FY 21	Growth (%) M-o-M	FY 22	FY 21	Growth (%) Y-o-Y
Cement Production	32.33	29.02	11.40	322.47	261.60	23.27
Domestic Coal Supply	0.63	0.73	-13.52	6.77	6.07	11.54
Coal Import	0.41	2.00	**-79.64**	10.54	9.33	**13.02**

(ii) DRI Sector *Fig. in MT*

Items	During Feb			Upto Feb		
	FY 22	FY 21	Growth (%) M-o-M	FY 22	FY 21	Growth (%) Y-o-Y
DRI Production	3.2	3.1	3.4	35.9	31.1	15.65
Domestic Coal Supply	0.7	0.9	-23.8	7.5	8.5	-12.48
Coal Import	0.0	0.4	**-90.7**	1.3	1.5	**-14.59**

Table 8.14: Coking Coal supply to Steel Sector *Fig. in MT*

Items	During Feb			Upto Feb		
	FY 22	FY 21	Growth (%) M-o-M	FY 22	FY 21	Growth (%) Y-o-Y
Hot Metal Production	6.380	6.213	2.69	71.369	62.329	14.50
Domestic Coal Supply	0.840	0.621	35.27	7.180	7.768	-7.57
Coal Import	3.42	4.54	**-24.69**	32.51	27.67	**17.49**

Table 8.16: Coal Supply to Other Sectors *Fig. in MT*

Source of Suppy	During Feb			Upto Feb		
	FY 22	FY 21	Growth (%) M-o-M	FY 22	FY 21	Growth (%) Y-o-Y
Domestic Supply	6.74	7.07	-4.70	74.68	65.98	13.18
Import	6.21	5.51	12.69	52.15	66.52	-21.60
Total	**12.95**	**12.58**	**2.92**	**74.21**	**132.50**	**-43.99**

Major On-going Projects of PSUs

9.1 STATUS OF MAJOR ONGOING PROJECTS OF CIL COSTING >= Rs. 500 CRS OR CAPACITY >= 3 MTY

SL. NO.	SUB	PROJECT	TYPE	TOTAL CAPCT (MTY)	SANC. CAPITAL (CRS)	SCH DT OF COMP	ANT DT OF COMP	Total Exp. (till Jan'22) (Rs. Crs)	SCH & DELAY (Yrs)	REASON OF DELAY
1	ECL	JHANJRA EXPANSION	UG	5.00	1210.12	31-03-2029	31-03-2029	91.96	ON SCH	
2	ECL	PARASEA BELBAID	UG	2.07	826.42	31-03-2027	31-03-2027	1.48	ON SCH	
3	ECL	SIDULI	UG	2.32	535.18	31-03-2026	31-03-2026	1.75	ON SCH	
4	ECL	TILABONI	UG	1.86	916.12	31-03-2027	31-03-2027	4.48	ON SCH	
5	ECL	CHITRA EAST RCE	OC	2.50	513.99	31-03-2024	31-03-2024	165.05	ON SCH	
6	ECL	HURA-C	OC	3.00	359.69	31-03-2022	31-03-2022	260.95	ON SCH	
7	ECL	NAKRAKONDA KUMARDI B	OC	3.00	502.68	31-03-2029	31-03-2029	26.86	ON SCH	
8	ECL	SONEPUR-BAZARI COMB.	OC	12.00	5365.88	31-03-2029	31-03-2029	118.79	ON SCH	
9	ECL	MOHANPUR PH-II	OC	2.50	888.99	31-03-2025	31-03-2025	9.91	ON SCH	
10	ECL	BONJEMEHARI EXPN	OC	1.00	570.12	31-03-2029	31-03-2029	0.00	ON SCH	
11	BCCL	MOONIDIH XV SEAM	UG	2.50	1230.27	31-03-2019	31-03-2025	515.17	6	Drivage of Trunk roads are going on. Proposal of substitution of consortium partner M/s CGME with M/s CORUM Trading LLC has been approved by BCCL Board in its meeting held on 19.01.2022 for supply of Longwall Equipment.
12	BCCL	NORTH TISRA SOUTH TISRA EXPANSION	OC	6.00	555.52	31-03-2021	31-03-2023	5.87	2	In operation in two Hired HEMM Patches. Revised PR is under finalisation.
13	BCCL	MADHUBAN WASHERY	WSRY	5.00	289.45	31-05-2014	31-03-2022	285.88	8	Repeated failure by HEC in adhering to timelines committed by them. Expected to be commissioned in Mar'22.

SL. NO.	SUB	PROJECT	TYPE	TOTAL CAPCT (MTY)	SANC. CAPITAL (CRS)	SCH DT OF COMP	ANT DT OF COMP	Total Exp. (till Jan'22) (Rs. Crs)	SCH & DELAY (Yrs)	REASON OF DELAY
14	CCL	AMRAPALI	OC	25.00	5136.15	31-03-2028	31-03-2028	370.75	ON SCH	
15	CCL	ASHOK EXPN	OC	20.00	2898.28	31-03-2026	31-03-2026	596.21	ON SCH	
16	CCL	CHANDRAGUPTA	OC	15.00	973.5	31-03-2026	31-03-2026	4.84	ON SCH	MDO Project
17	CCL	JHARKHAND LAIYO EXPN	OC	1.00	764.57	31-03-2031	31-03-2031	149.50	ON SCH	
18	CCL	KOTRE BASANTPUR PACHMO	OC	5.00	625.4	31-03-2028	31-03-2028	84.65	ON SCH	MDO Project
19	CCL	MAGADH EXPN.	OC	51.00	7254.37	31-03-2028	31-03-2028	814.23	ON SCH	
20	CCL	NORTH URIMARI EXPN	OC	7.50	1553.06	31-03-2026	31-03-2026	416.42	ON SCH	
21	CCL	PATRATU ABC	UG	5.00	1712.55	31-03-2029	31-03-2029	44.22	ON SCH	
22	CCL	PUNDI EXPN	OC	5.00	713.35	31-03-2024	31-03-2024	239.12	ON SCH	
23	CCL	RAJRAPPA RCE	OC	3.00	510.85	31-03-2016	31-03-2023	502.12	7	Delayed due to non-possession of GMK land and non-diversion of forest land (277.15 Ha) in Block-II. Compliance of stage-I FC is under approval.
24	CCL	SANGAMITRA	OC	20.00	1694.74	31-03-2025	31-03-2025	4.04	ON SCH	MDO Project
25	CCL	ROHINI KARKATA	OC	10.00	1020.42	31-03-2025	31-03-2025	85.88	ON SCH	
26	CCL	HENDEGIR OC	OC	4.00	435.64	31-03-2026	30-03-2026	9.21	ON SCH	
27	NCL	BLOCK - B EXPN.	OC	8.00	998.71	31-03-2024	31-03-2024	2.45	ON SCH	
28	NCL	JAYANT EXPN	OC	20.00	1783.09	31-03-2021	31-03-2023	917.80	2	Delay in execution of CHP/ SILO of incremental capacity due to covid-19.
29	NCL	DUDHICHUA EXPN	OC	20.00	1255.17	31-03-2022	31-03-2023	535.99	1	Delay in execution of CHP/ SILO of incremental capacity due to covid-19.
30	NCL	BINA KAKRI AMALGAMATION	OC	14.00	836.42	31-03-2024	31-03-2024	60.07	ON SCH	
31	NCL	NIGAHI EXPN	OC	25.00	1729.68	31-03-2026	31-03-2026	0.00	ON SCH	
32	NCL	KHADIA EXPN	OC	16.00	491.67	31-03-2025	31-03-2025	0.00	ON SCH	

SL. NO.	SUB	PROJECT	TYPE	TOTAL CAPCT (MTY)	SANC. CAPITAL (CRS)	SCH DT OF COMP	ANT DT OF COMP	Total Exp. (till Jan'22) (Rs. Crs)	SCH & DELAY (Yrs)	REASON OF DELAY
33	WCL	AMAL. INDER KAMPTEE DEEP	OC	3.20	313.34	31-03-2024	31-03-2024	159.87	ON SCH	
34	WCL	DINESH (MKD-III)	OC	8.00	1184.33	31-03-2027	31-03-2027	434.04	ON SCH	
35	WCL	DURGAPUR EXTN DEEP	OC	3.00	378.87	31-03-2021	31-03-2023	298.48	2	Due to delay in diversion and possession of forest land.
36	WCL	GAURI PAUNI EXPN	OC	3.50	337.38	31-03-2029	31-03-2029	48.04	ON SCH	
37	WCL	MUNGOLI NIRGUDA EXT DEEP	OC	4.38	826.8	31-03-2026	31-03-2026	282.76	ON SCH	
38	WCL	NILJAI EXPN DEEP	OC	3.50	404.45	31-03-2022	31-03-2022	252.90	ON SCH	
39	WCL	YEKONA-I & II AMALGAMATED	OC	2.75	745.83	31-03-2025	31-03-2025	453.37	ON SCH	
40	WCL	DHUPTALA (SASTI UG TO OC)	OC	2.50	720.83	31-03-2029	31-03-2029	108.38	ON SCH	
41	SECL	AMADAND RPR	OC	4.00	869.44	31-03-2021	31-03-2025	137.21	4	Due to delay in possession of land.
42	SECL	BAROUD EXPANSION	OC	10.00	2309.8	31-03-2029	31-03-2029	362.52	ON SCH	
43	SECL	CHHAL SEAM-III	OC	6.00	610.63	31-03-2022	31-03-2025	179.09	3	Due to delay in EC & FC clearance.
44	SECL	DURGAPUR	OC	6.00	916.24	31-03-2028	31-03-2028	12.60	ON SCH	
45	SECL	GEVRA EXPN	OC	70.00	11816.4	31-03-2023	31-03-2023	4645.09	ON SCH	
46	SECL	JAGANNATHPUR RCE	OC	3.00	459.49	31-03-2020	31-03-2023	201.94	3	Delay in EC, FC & Land. Project will be completed in FY23.
47	SECL	KUSMUNDA EXPN	OC	50.00	7612.33	31-03-2023	31-03-2023	3162.40	ON SCH	
48	SECL	MADANNAGAR	OC	12.00	1875.32	31-03-2028	31-03-2028	0.00	ON SCH	
49	SECL	MANIKPUR EXPN.	OC	3.50	321.5	31-03-2014	31-03-2023	224.42	9	Initially, project delayed on account of delay in EC and FC. As on date, project is getting delayed on account of construction of in-pit

SL. NO.	SUB	PROJECT	TYPE	TOTAL CAPCT (MTY)	SANC. CAPITAL (CRS)	SCH DT OF COMP	ANT DT OF COMP	Total Exp. (till Jan'22) (Rs. Crs)	SCH & DELAY (Yrs)	REASON OF DELAY
										crushing conveyor system. Work is under progress.
50	SECL	PELMA	OC	15.00	1624.59	31-03-2028	31-03-2028	10.32	ON SCH	
51	SECL	RAMPUR BATURA	OC	4.00	1248.93	31-03-2026	31-03-2026	242.90	ON SCH	
52	SECL	VIJAY WEST	OC	3.00	976.95	31-03-2026	31-03-2026	75.96	ON SCH	
53	SECL	DIPKA EXPN	OC	40.00	5241.4	31-03-2029	31-03-2029	2031.17	ON SCH	
54	SECL	PORDA CHIMTAPANI	OC	10.00	2310.12	31-03-2029	31-03-2029	0.00	ON SCH	
55	MCL	ANANTA EXPN.PH-III	OC	15.00	228.01	31-03-2012	31-03-2022	271.09	10	Delay in FC due to delayed grant of NoC from Gramsabha, identification of CA site and Construction of SILO.
56	MCL	BALARAM EXPN	OC	15.00	3504.21	31-03-2029	31-03-2029	592.98	ON SCH	
57	MCL	SIARMAL	OC	40.00	5194.96	31-03-2026	31-03-2026	2718.36	ON SCH	MDO Project
58	MCL	BHARATPUR REORGANISATION	OC	20.00	2838.87	31-03-2029	31-03-2029	1337.41	ON SCH	
59	MCL	BASUNDHARA WEST EXTN.	OC	7.00	479.15	31-03-2019	31-03-2024	254.47	5	Delayed due to EC and FC for 227.61 Ha forest land.
60	MCL	GARJANBAHAL	OC	10.00	1375.38	31-03-2021	31-03-2025	687.41	4	Issues in execution of major Infrastructure like Barpali Railway Bulb.
61	MCL	LAKHANPUR BELPAHAR LILARI	OC	30.00	2434.75	31-03-2027	31-03-2027	795.06	ON SCH	
62	MCL	HINGULA-II EXPN.PH-III	OC	15.00	479.53	31-03-2013	31-03-2024	808.97	11	Delay in forest diversion & EMP clearance, development of R&R Site at Kochianali & delay in construction of SILO.

SL. NO.	SUB	PROJECT	TYPE	TOTAL CAPCT (MTY)	SANC. CAPITAL (CRS)	SCH DT OF COMP	ANT DT OF COMP	Total Exp. (till Jan'22) (Rs. Crs)	SCH & DELAY (Yrs)	REASON OF DELAY
63	MCL	KULDA EXPN	OC	5.00	348.16	31-03-2018	31-03-2025	145.97	7	Delay in construction of SILO at Barpali Bulb.
64	MCL	GOPALJI KANIHA EXPANSION	OC	30.00	8416.19	31-03-2028	31-03-2028	1189.63	ON SCH	
65	MCL	BHUBANESWARI EXPANSION	OC	40.00	3145.45	31-03-2031	31-03-2031	678.25	ON SCH	
66	MCL	SUBHADRA	OC	25.00	2623.69	31-03-2031	31-03-2031	0.00	ON SCH	MDO Project
67	MCL	IB-VALLEY WASHERY	WSRY	10.00	392.76	31-04-2020	30-06-2022	234.04	2	Due to delay in handover of land. But again, due to COVID-19 restrictions the Project is further delayed.
		TOTAL		**852.58**	**120718.13**			**29362.75**		

Note: Capital Expenditure is provisional.

9.2 STATUS OF NLCIL-ONGOING PROJECTS

Date of approval	Sanctioned Cost Rs. Crore	Scheduled date of completion	Anticipated Cost Rs. Crore	Anticipated date of completion	Cumulative Expenditure upto 31.03.2021 Rs. Crore	Capex2021-22 Rs. Crore		Cumulative (upto 28th February 2022)	Cumulative Progress (%) (upto 28th February 2022)				Remarks
									Physical		Financial		
						Target	Actual Provl (upto 28th February 2022)		Target /Schedule	Actual	Target /Schedule	Actual	
NEYVELI NEW THERMAL POWER PROJECT (2X500 MW): (NNTPP)													
09.06.2011	5907.11 (Oct- 2010)	U-I: Oct 2017 U-II: Apr 2018	5907.11 (Oct-2010) 7080.41 (RCE-1) * 7980.79 (RCE-2)**	U-1- # U-II - ##	7,392.54	100.00	36.85	7429.39	100.00	99.62	77.80	93.09	--

*- RCE 1 cost Rs.7080.41 Crore. **- RCE-2cost Rs.7980.79Crore. # - Unit-I commercial operation from 28.12.2019. ## - Unit-I commercial operation from 10.02.2021.

- NTA-4:LOA for FGD System package issued to M/s L&T Limited on 31.01.2022.Kick-off Meeting conducted on 17.02.2022 and Site visit on 18.02.2022. Topographical survey and Geo-technical inspection planned in the month of March 2022.Two nos of Drawing and L-1 PERT document submitted by M/s L&T Limited is under review.

Date of approval	Sanctioned Cost Rs. Crore	Scheduled date of completion	Anticipated Cost Rs. Crore	Anticipated date of completion	Cumulative Expenditure (upto31.03. 2021)Rs. Crore	Capex2021-22 Rs. Crore		Cumulative (upto 28th February 2022) Rs. Crore	Cumulative Progress (%) (upto 28th February 2022)				Remarks
									Physical		Financial		
						Target	Actual Provl (upto 28th February 2022)		Target /Schedule	Actual	Target /Schedule	Actual	
EXPANSION OF MINE-I 10.50 MTPA (AREA EXPANSION) & EXPANSION OF MINE-IA (FROM 3.0 MTPA TO 7.0 MTPA)													
30.04.2013	1458.17 Original 709.06 RCE (12.09.2016)	June 2015 / June2018	709.06	2027-28*	488.53	11.0	7.91	496.44	70.16	70.03	70.16	70.01	--

*- Approved in the revised Mining Plan.

- As approved by 492nd Board of NLCIL, the project was put on hold due to Land acquisition and less demand for Lignite. Since, NNTPS has commenced its operation, Lignite demand is in increase. It is planned to ramp up the production of Mine IA in 2021-22. Project revived and Lignite production commenced from 31.01.2022.

Date of approval	Sanctioned Cost Rs. Crore	Scheduled date of completion	Anticipated Cost Rs. Crore	Anticipated date of completion	Cumulative Expenditure (upto 31.03.2021) Rs. Crore	Capex 2021-22 RsCrore		Cumulative (upto 28th February 2022 Rs.Crore	Cumulative Progress (upto28thFebruary 2022)				Remarks
									Physical		Financial		
						Target	Actual Provl Upto28th February 2022)		Target /Schedule	Actual	Target	Actual	
RAJASTHAN MINE AND POWER PROJECTS HADLA LIGNITE MINE (1.9 MTPA)													

23.03.2015	522.45	Sept 2019	522.45	Put on hold	9.88	0.00	0.00	9.88	99.99	0.48	28.60	1.89	*
BARSINGSAR TPS EXTENSION (1X250 MW)													
23.03.2015	2112.59	Aug 2020	2112.59	Put on hold @	93.05	0.00	0.00	93.05	98.86	0.01	25.81	4.40	*
BITHNOK LIGNITE MINE (2.25 MTPA)													
23.03.2015	513.63	Dec 2019	513.63	Put on hold	175.30	0.00	0.00	175.30	99.99	31.14	17.92	34.13	*
BITHNOK THERMAL POWER PROJECT (1X250 MW)													
23.03.2015	2196.30	Aug 2020	2196.30	Put on hold @	143.95	0.00	(30.53)	113.42	98.86	1.77	24.37	5.16	*

***** Rajasthan Projects are now on hold since June2017. @ Project Decided for foreclosure

- NLCIL Board accorded approval for foreclosure of EPC Contract awarded to R- Infrastructure in its 508th Board meeting held on 8th July 2021.
- In view of inordinate time over run and mounting claims of EPC Contract, viability of Barsingsar TPS Extension Project and Bithnok Thermal Power Project were reviewed and Board of NLCIL held on 08.07.2021 has approved foreclosure of EPC Contract awarded.
- Bithnok Lignite Thermal Power Project was reviewed in the PRAGATI meeting held on 2nd September 2021 by PMO along with MoC. Secretary Coal appraised the status of the project and in the meeting it was decided to foreclose the project as it is economically not viable.
- Notice of Termination was issued to M/s. RIL on 6th September 2021. Amendment to Notice of Termination was issued to M/s. RIL on 7th September 2021 informing M/s RIL that the LoA shall stand terminated with effect from 06th November 2021.
- Since the Advance Payment Bank Guarantees (APBGs) available with NLCIL are due to expire on 31.12.2021, a caveat petition was filed on 21.12.2021 & 23.12.2021 at various Courts in Mumbai in order to facilitate invocation of the BGs.
- Accordingly, claim was lodged on 24.12.2021 for a total value of Rs. 122,12,02,467/- with IDBI Bank, Mumbai against the 6 Nos. of Bank Guarantees and USD 49,19,714 with SBI, Mumbai against 1 No. of Bank Guarantee submitted by M/s. RIL for encashment and the concerned Banks were requested to credit the amount to the NLCIL's account.
- Meanwhile, M/s. RIL filed a suit and interim application in Bombay High Court on 27.12.2021 based on NLCILs BG encashment letter Dt. 24.12.2021.
- The hearing against the above case was held at Bombay High Court on 29.12.2021 & 30.12.2021.
- M/s. SBI, Mumbai honoured the NLCIL's claim and transferred INR 36,98,64,099/-equivalent to USD 49,19,714 i.e. to NLCIL's account on 28.12.2021.

Date of approval	Sanctioned Cost Rs. Crore	Scheduled date of completion	Anticipated Cost Rs. Crore	Anticipated date of completion*	Cumulative Expenditure upto31.03.2021 Rs.Crore	Capex 2021-22 Rs. Crore		Cumulative (upto28th February 2022) Rs. Crore	Cumulative Progress (%) (upto28th February 2022)				Remarks
									Physical		Financial		
						Target	Actual Provl (upto28th February 2022)		Target /Schedule	Actual	Target /Schedule	Actual	
GHATAMPUR THERMAL POWER PROJECT (3X660 MW), U.P													

27.07.2016	17237.80	U-I:Nov2020 U-II: May2021 U-III: Nov 2021	17237.80	U -I: Mar 2022 U -II: Jul 2022 U-III: Nov 2022	11,459.30	1,500.0	1,726.00	13,185.30	89.00	77.47	85.00	76.49	

* revised CoD after Pragati Review meeting.

Allocation of balance 25% Power to U.P. State

- PPA for 75% already signed with UPPCL for a period of 25 years.
- MoP has allocated 1843.68 MW from GTPP to UP State on 02.01.2020 (136.32 MW shall remain unallocated).
- Vide letter dated 11.2.2020, NUPPL requested UPPCL to sign the amended PPA agreement.
- For signing of balance PPA, UPERC conducted three e-hearings dated 21.07.2020, 27.08.2020 and 15.04.2021.
- Vide letter dated 02.11.2021, NUPPL requested UPPCL for seeking permission from Hon'ble UPERC for permitting to generate and schedule up to 1279 MW (approved power limit of GTPP) from Unit-I and Unit-II so that NUPPL will be able to feed the entire power generated to the State of UP.
- Vide letter dt 04.01.2022, UPPCL informed that procurement of 1279 MW is Sub Judice before Hon'ble UPERC and procurement of any quantum of power from GTPP shall be done as per decision of Hon'ble UPERC. Next e-hearing is yet to be scheduled.
- Secretary to GOI Ministry of Coal addressed Chief Secretary, Uttar Pradesh on 31.01.2022 on the issue of balance PPA.
- GA1: Unit-I Boiler Light Up Completed on 28.02.2022. Boiler Service Transformer-1A has been charged. LHS mill Inlet Hot PA duct erection competed. Unit-2 Boiler Service Transformer -2A & 2B erection Completed. RHS Hot PA duct erection completed. ESP Panel Testing of CT, PT and Relay Testing Completed.Unit-3 SCR erection RHS Completed. APRDS Hydrotest Completed.
- GA2: Unit- I Vacuum pump monorail erection completed. TDBFP lube oil tank cleaning Completed. HP by pass motor No load trial completed. Unit -2 UAT transformer bushing erection completed. 132kv gantry tower pedestal with bolt lift final level completed.Unit-3 TDBFP A & B deck Concrete casting completed. 11KV ST and UT board placement and coupling completed.
- GA3: Water System: CW pump 1D erection and final grouting completed. CW pump 2A & 2B pocket Grouting completed. CW pump 2A discharge pipe fabrication & welding works under progress. DM Transfer pump 1A & 1B commissioned. DM Transfer pump 1A & 1B SS piping works completed. Mixed Bed A 58 kg resin filling completed. Fire detection & protection system: HVW Spray system for Boiler burner floor completed. Deluge valve connection for spray system of boiler burner completed. Deluge valve connection for spray system of 0m & 8.5 m cable gallery under progress.
- GA4: The Board in its 63rd Meeting held on 25.09.2021, has decided for cancelling the present tender of FGD and to go for retender. The cost estimate of ₹ 923 Cr for FGD retender has been approved in 66th Board Meeting of NUPPL. Qualification requirement and Tender specification for FGD has been approved in 27th PC committee meeting held on 22.02.2022.

Bridge Coal Linkage for coal supply:

- For the FY 2020-21, Standing Linkage Committee (SLC) has granted bridge linkage of 0.5 MT on 18.11.2019.
- CIL allocated 0.25 MT each from NCL & BCCL on 17.01.2020.

- NUPPL requested CIL to supply 0.25 MT coal from NCL instead of BCCL.
- NUPPL requested MoC to grant bridge linkage of 1.904 MT for 2022-23 of coal from CIL vide letter dated 21.07.2021.
- On 11-08-2021, SLC (LT) has approved the bridge linkage of 1.904 MT coal for the year 2022-23 from Coal India Limited to Ghatampur TPP.

Commissioning Coal:

- CEA vide letter dt. 19.02.2021 has recommended CIL to supply 0.99 MT coal to GTPP to facilitate commissioning activities, trial run & achieving COD etc.
- On 10.03.2021, CIL has allocated 0.2 MT from NCL and 0.13 MT from BCCL for meeting the commissioning activities of Unit-1.
- Memorandum of understanding (MoU) for 0.20 Million tonnes supply of Coal (start-up fuel) to GTPP from NCL has been signed on 27.03.2021.
- NUPPL submitted a request letter to CIL for supply of 0.13 MT commissioning coal to GTPP from NCL dated 22.05.2021. However, 0.13 MT commissioning coal was previously allocated to NUPPL from BCCL by CIL.
- NUPPL requested CIL for allocation of balance 0.66 MT coal from NCL vide letter dated 07.07.2021.
- On 10.09.2021, CIL allocated 0.66 MT of Commissioning coal for Unit#2 & 3 from BCCL (0.06MT), NCL (0.2MT), CCL (0.2 MT) and MCL (0.2 MT).
- On 19.01.2022, NUPPL sent a letter to CIL requesting for supply of 0.99 MT of commissioning coal from NCL & executing the MoU.

GA3 Package related issues:

- GA3 show-cause notice issued. Reply from BGRSE received. EOT available upto 25.12.2021. Way forward for completion of works is being worked out. As per board approval, at present Unit-1/2/3 COD dates are 31-03-22/31-07-22/30-11-22 respectively. However, because of GA3 issue, it may get delayed. Anticipated COD dates are Oct '22/Feb'23/Jun'23 for Unit-1/2/3 respectively for Unit-1/2/3 respectively. RCE proposal is under review.

Date of approval	Sanctioned Cost Rs. Crore	Scheduled date of completion	Anticipated Cost Rs. Crore	Anticipated date of completion	Cumulative Expenditure upto31.03.2021 Rs. Crore	Capex 2021-22 Rs. Crore		Cumulative (upto28th February 2022) Rs. Crore	Cumulative Progress (%) (upto28th February 2022)				Remarks
									Physical		Financial		
						Target	Actual Provl (upto28th February 2022)		Target /Schedule	Actual	Target /Schedule	Actual	
PACHWARA SOUTH COAL OCP (9.0 MTPA), JHARKHAND													
04.05.2018	1,795.01	Sept 2028	1,795.01	Sept 2028*	34.92	250.00	3.84	38.76	@	85**		2.16	

- * Attaining full rated capacity.@ Project under MDO mode work under progress. ** Phase-I Activities
- Environmental Clearance: Public Hearing for grant of Environment Clearance for PSCB was conducted on 28th December 2021.Minutes of meeting submitted to JSPCB, Ranchi. EIA/EMP report preparation is under progress due to change in land schedule.
- Forest Clearance: EDS (Essential Details Sought) raised by DFO, Dumka on 29.08. 2021. Forest land schedule as per forest records has been given by DFO, Dumka on 02.02.2022.Note is under circulation for uploading of revised forest land schedule in PARVIESH Portal. Joint site inspection of

degraded forest land for Compensatory Afforestation at Dumka district has been done by DFO, Dumka.

- Tree enumeration: Tree enumeration has been completed. Report preparation is under progress by the forest department.
- Mine Feasibility Report (FR): M/s United Exploration India Pvt. Ltd is engaged for preparation of FR for PSCB. Draft FR submitted by M/s UEIPL for review. Comments/Suggestion on draft FR sent to M/s UEIPL for incorporation, in the final FR.
- Gazette notifications under CBA (A&D) Act, 1957: Gazette Notifications u/s 3, 4(1), 7(1),9(1),11(1) & 19 of CBA (A&D) Act, 1957 was issued by MoC in respect of PSCB along with "No Objection Certificate" u/s 8(2) of CBA (A&D) Act 1957 issued by Coal Controller, Kolkata.
  "No Objection Certificate" under FRA, 2006: The FRA process is under progress.
- Evacuation of coal by railways: The final DPR has been submitted to WBPDCL by M/s RITES.

Date of approval	Sanctioned Cost Rs. Crore	Scheduled date of completion	Anticipated Cost Rs. Crore	Anticipated date of completion	Cumulative Expenditure upto 31.03.2021 Rs. Crore	Capex 2020-21 Rs. Crore		Cumulative (upto28th February 2022) Rs. Crore	Cumulative Progress (%) (upto28thFebruary 2022)			
									Physical		Financial	
						Target	ActualProvl (upto28th February 2022)		Target /Schedule	Actual	Target /Schedule	Actual
TALABIRA II & III COAL OC MINE (20.0 MTPA), ODISHA:												
20.07.2017	2,401.07	18 months from date of LOA – 06.02.18	2,401.07	Jan 2027 *	792.60	200.00	127.93	920.53		87.00		38.34

* Attaining full rated capacity. Talabira Coal Mines CoD declared on 01.04.2021.

- Talabira Mine operation commenced on 11th December 2019. Coal Production commenced on 26th April 2020.
- Land compensation to PAPs started on 24thJuly 2019. Cumulative Rs.93.73 Cr disbursed for 103.69-hectare land and 487 no. of Khatas in Sambalpur district. Cumulative Rs.11.64 Cr disbursed for 13.55-hectare land and 64 no. of Khatas in Jharsuguda district till 28thFebruary 2022.
- Disbursement of Annuity and Cash in lieu of employment: Payment of Annuity and Cash in lieu of employment commenced on 14th July 2021.
- Cumulative Summary for disbursement of Annuity and Cash in lieu of employment till28thFebruary 2022: Total no. of PAF – 20 Nos., total amount for Cash in lieu of employment: Rs 1.20 Cr & total amount for Annuity: Rs.0.07 Cr.
- Acquisition of land for approach road to mines: Registration of 11 khatas out of 14 khatas of General category has been completed for 5.71 acre of land out of total 7.80-Acre land. Registration of 7khatas out of 9 khatas of ST/SC land has been completed for 3.83 acre of land out of total 5.91 Acre land. Total Registration of 18 khatas out of 23 khatas has been completed for 9.54 acre of land out of total land 13.71-Acre land.
- **Direct Sale of Excess Coal**: Approval has been granted by MOC on 17th May 2021 to allow NLCIL for sale of excess coal through e-auction for maximum of 19 LT in first half of F.Y. 2021-22 and 12.50 LT in second half of F.Y. 2021-22. Auction for 19 LT in first half of F.Y. 2021-22held on 26th May 2021.Dispatch started on 20th June 2021 and completed on 24th December 2021. E-Auction for 5.00 LT of Coal was held on 18.11.2021 and dispatch of coal commenced on 30.12.2021. Till 28.02.2022, 3.89 LT coal has been dispatched. Cumulative 51.75 LT of excess coal through e-

auction has been dispatched till 28.02.2022.

- **DISPATCH OF COAL to NTPL:** LOA for Logistic contract to move coal from Talabira mines to NTPL has been issued on 12th July 2021. Lifting of Coal by NTPL from Talabira II & III OCP commenced from 10th September 2021. Out of Target of 29.45 LT for F.Y. 2021-22, 11.61 LT of Coal has been dispatched to NTPL till 28th February 2022. CMD/NLCIL requested the Member (Operations & Business Development), Ministry of Railways, Railway Board for augmenting railway racks for expediting the coal movement considering the acute coal shortage and to allot 3 BOBRN rakes and 1 BOXN rakes on daily basis to sustain power generation on 15th January 2022, 4th February 2022 and again on 03rd March 2022.
- **DISPATCH OF COAL to NTPC:** Talabira Project of NLCIL has commenced coal supply to NTPC Darlipali and NTPC Lara on 14th and 16th October 2021 respectively. A quantity of 18.86 LT of coal has been despatched till 28th February 2022.

  Railway Siding: Package-I: LoA has been issued to M/s Triveni Engicons Pvt Ltd on 13th March 2020. Package-II: LoA has been issued to M/s SMS Ltd on 5thJune 2020.Govt. land of 1.77 km in Hirma & Malda Village handed over to M/s SMS Ltd. (Package II) on 10thAugust 2020. Purchase order for rails procurement (Package-III) issued on 31stMarch 2020.First Consignment of Rail received at site on 15thFebruary 2021. Cumulative 2158.13 MT out of total 2300 MT of Rail received at site. 2.1 Ac of Govt. Non forest land Outside Mine Lease Boundary Land in Singhabaga Village has been approved by Board of Revenue, Odisha. Permission from District Administration to purchase tenancy land from SC/ST landowner under Sec.22 is in progress. Total 17 no. of registration for 4.45 acres tenancy Land has been completed.
- **Jalbhandar Land:** Chief Secretary, GoO suggested to lay down the track on the bridge over Jalbhandar land. Letter addressed to M/s RITES on 05.10.2021 to revise& submit the DPR with 2 or more economical option with estimated cost for further approval from competent authority. Letter for early, conditional permission for Jalbhandar land sent to Principal Secretary DOWR on 23.10.2021.Special Secretary Govt. of Odisha DOWR, has sought technical opinion from Engineer in Chief, Bhubaneshwar regarding construction of bridge on Jalbhandar land for railway corridor of Talabira II & III on 23.11.2021.NOC File has been approved by Hon'ble CM, GoO on 31.01.2022. NoC to be issued by the Principal Secretary, DoWR. LOA for remaining two Packages will be issued after completion of 70% work of package I to III.
- Coal Handling Plant: LOA has been issued to M/s HOWE Engineering, Ahmedabad on 29.10.2021.The Completion period is 22 months from date of issue of LOA. EGL survey under progress.

11.0 PROJECTS IN PIPELINE.

Date of approval	Anticipated Cost Rs. Crore	Scheduled date of completion	Anticipated Cost RsCrore	Anticipated date of completion	Cumulative Expenditure upto31.03.2021 Rs. Crore	Capex 2021-22 Rs. Crore		Cumulative (upto28th February 2022)Rs. Crore	Cumulative Progress (%)(upto28thFebruary 2022)			
									Physical		Financial	
						Target	Actual		Target /Schedule	Actual	Target /Schedule	Actual
2400 MW PITHEAD COAL BASED TPP AT ODISHA (NTTPP)												
25.01.2017	19422.44	Zero date yet to declared	19422.44	#	34.18	0.00	17.50	51.68	--	--	--	0.27
# Unit-1 52 Months/Unit-2 58 Months /Unit-3 64 Months from LoA dates.												

Land Acquisition:

- Ministry of Revenue, Govt. of Odisha issued Section 4 (1) Notification for acquisition of land in the Jharsuguda District on 8th March 2019 and in the Sambalpur District, on 30th May 2019.For Jharsuguda District Public Hearing for SIA & EIA were completed on 13.11.2019 and Section 11(1) notification was published on 05.10.2020.
- On 02.02.2021, environmental clearance (EC) for the project was obtained.
- Application for acquisition of 183.58 Ac. of land (including Pipeline corridors, drains and Transmission line corridors) along with detailed land schedule and other relevant documents in Sambalpur District were submitted to IDCO on 24.04.2021.
- IPICOL in its letter dt. 09.08.2021 has reassessed the land to 1694.5 Ac. for Thermal power project and recommended the same to IDCO.
- Land schedule, RoR copies and Cadastral Maps for filing of application of additional 472 Ac. private land in Jharsuguda district has been submitted to IDCO office, Bhubaneswar.

Power Purchase Agreement:

- Approval for allocation of power for 2000 MW (Tamilnadu-1500MW, Kerala-400MW& Puducherry-100MW) of Phase-I (3 x 800 MW) from MoP was received on 19th November 2020. In addition, stating the allocation of the remaining 400 MW to the State of Odisha would be considered separately on receipt of detailed justification from Government of Odisha (Procurer) and request from NLCIL for grant of exemption under the present Tariff Policy, 2016.

TANGEDCO:

- Unconditional Consent obtained on 19th April 2021. Draft PPA shared with TANGEDCO. Meeting was held on 19th June 2021 with TANGEDCO CMD &Director(Power) and Director(Finance), NLCIL and persuaded TANGEDCO to sign PPA Amendment.
- TANGEDCO had stated in the Review meeting of PMG held on 02.11.2021 that they have agreed to sign the PPA. In this regard, Director (Power) NLCIL met CMD/TANGEDCO on 30.11.2021. Director (Power)/NLCIL met CMD/TANGEDCO on 01.02.2022 and NLCIL officials met CFC/Regulatory Cell/TANGEDCO on 09.02.2022 to discuss about PPA signing for Talabira Power Project. It is expected that TANGEDCO will sign the PPA shortly. The matter is being closely followed up with TANGEDCO.

KSEB:

- Consent received from KSEBL on 22.01.2021 with condition that KSEB will not honor any escalation in tariff due to time and cost overrun of the project. Additional conditions raised by KSEB were addressed.
- In this regard, Director/Power/NLCIL met Director/Fin & Generation/KSEBL on 04.01.2022. They have stated that at present KSEBL is surplus in power and by next year it will be surplus in renewable power segment also.
- Further, Lrdt 11.01.2022 was sent from Directorate of Power /NLCIL to CMD/KSEBL requesting acceptance for signing the Deed of Amendment to PPA.

- The matter is being pursued with KSEBL to speed up the approval of draft PPA.

PED:

- Secretary to Govt.(Power), Puducherry vide Letter dated 29.11.21 has given fresh consent to sign the PPA for 100 MW of power from the project. Draft PPA has been shared with PED. Meeting held Energy Secretary to Govt. of Puducherry on 29.12.2021 & being followed up with Puducherry Electricity Department to speed up the process for signing the PPA.NLCIL officials met PED officials on 14.02.2022 and 25.02.2022 and persuaded to speed up the process for signing the PPA

GRIDCO:

- Discussions were held with ERPC, GRIDCO, CTUIL& Joint Engineering Chief/CERC regarding exemption of CTU charges for Power evacuation.
- Draft GNA regulation by CERC was issued on 16.12.2021 which addresses this issue.
- The Govt of Odisha will approach Ministry of Power for getting allocation of 400 MW after finalisation of evacuation of power through STU. NLCIL will also coordinate with MoP.

Steam Generator & Auxiliaries Package (NTT-1) & Steam Turbine Generator &Auxiliaries Package (NTT-2):

- NLCIL board in its 495thmeeting held on 8th November 2019 has accorded approval for deferring the multi package tenders (comprising of all the four major works viz., SG, STG, BOP and FGD) and to go in for Single EPC method through EOI method.
- Infrastructure work and single package engineering, Procurement & construction (EPC) NIT issued on 18thNovember 2020 with tender opening was scheduled on 8thJanuary 2021.NLCIL board approved de-scoping of certain works and based on which necessary corrigendum issued with the bid opening date of 15.03.2022.Expected date of LOA: June/July 2022.

******

9.3 PROGRESS OF MAJOR ONGOING PROJECTS OF SCCL

There are 14 Ongoing Projects in SCCL as on 28.02.2022 costing Rs. 20.00 Cr. and above. The Progress in construction of these Projects is furnished hereunder:

Sl. No.	Name of the Project	Sanctioned Capital (Rs. Cr.)	Capacity (MTPA)
1	Srirampur OCP - II Expn.	272.73	3.50
2	RCE of Indaram OCP	349.28	1.20
3	RCE of Kondapuram UG (Outsourcing)	56.88	0.70
4	RCE of Ramagundam OCP - II Extn.	489.62	4.00
5	RCE of Kistaram OCP	164.04	2.00
6	RCE of JVR OCP – II	473. 22	10.00
7	Kasipet - 2 Incline	60.18	0.47
8	RCE of KK OCP	384.32	1.75
9	RCE of KTK OCP - II	442.42	1.25
10	KTK OCP - III	413.84	2.50
11	Godavarikhani Coal Mine (No.2 & 2A and No. 5)	438.98	3.00
12	Naini Coal Mine	494.30	10.00
13	Venkatesh Khani Coal Mine	484.51	5.30
14	Goleti Opencast Mine	345.60	3.00
15	JK Opencast Mine	297.88	2.00

1. SRIRAMPUR OCP-II (Expansion) :

	A) Date of sanction	: FR : 20.10.2004 & RFR : 06.01.2006 : RCE : 16.10.2015 & RCE : 04.11.2016
	B) Financial Progress:	
	1) Sanctioned capital	: RFR : Rs. 88.47 Cr. & RCE - I : Rs. 322.98 Cr. : RCE - II : Rs. 272.73 Cr.
	2) Total Capital Outlay	: Rs. 384.33 Cr.
	3) Cumulative expenditure up to Feb, 2022	: Rs. 153.75 Cr. (Provisional)
	4) Now anticipated cost	: Rs. 272.73 Cr.
	5) Status of RCE/RFR	: RCE - II approved on 04.11.2016.
	C) Physical Progress:	
	1) Ultimate Capacity	: FR: 1.50 MTPA, RFR : 2.50 MT PA & RCE: 3.50 MTPA
	2) Anticipated year of completion	: 2021-22
	3) Production in 2021-22 up to Feb, 2022	: 2.44 MT
	4) Overburden removal in 2021-22 up to Feb, 2022	: 24.81 M Cum
	D) General Status in brief as on 28.02.2022:	
	1. **Forest Land (100.82 Ha**): Obtained on 10.07.2009.	
	2. **Forest Land (162.45 Ha):** On 27.10.'17, application uploaded. On 27.01.'21, FAC conducted & issued Stage-1 on 12.03.'21. On 07.02.2022, Demand notice issued by the FDO, MNCL to deposit fund of Rs. 33.18 Cr. towards CA, NPV and other charges. Note is under circulation for fund approval.	

	3. **EC**: ToR obtained on 23.01.2018 @ 3.50 MTPA, PH conducted on 19.09.2018. Revised Form-II submitted on 02.11.2021. EAC held on 17.11.2021. EAC minutes received on 01.12.2021& ADS sought. ADS reply to be submitted.
	4. **Diversion of Private Land (50.21 Ha):** Requisition submitted in Oct, 2017. Enjoyment & SES completed for 154 houses and the same is under scrutiny at Tahsildar, Jaipur. After scrutiny PN is to be published by Dist. Revenue authorities.
	5. **Non-Forest Land acquisition (Thallapalli, Singapuram, Guthedarpalli & Ramaraopet Villages**):
	6. **Thallapalli (Ac. 60-08½gts) for dump area**: PN published on 17.07.2019. PD published on 19.03.2020. DC, MNCL extended LA proceedings for further 12 months upto 17.03.2022. Award Enquiry conducted on 28.10.2021. Award passed on 17.01.022 for an extent of Ac.60-18 ½gts. Rs.12.00 Cr. cheque handed over to RDO, MNCL for payment to Thallapalli villagers peradu land compensation.
	a. **Singapuram:** Ac. 505-12gts (Agricultural Patta Land) for quarry area, Ac. 131-16gts (Structured Patta Land) for dump area Ac. 312-03gts (Assigned Land) for dump area: **Completed.**
	b. **Ramaraopet & Guthedarpalli for quarry area**: Ac. 49-07gts (Assigned land): **Completed.**
	c. **NF land (48.92 Ha) for expansion project**: Requisition is to be submitted.
	d. **R&R: Thallapalli-800, Singapur-963, Guthedarpalli-136, Total PDFs =1899 & 1899 allotted.**
	e. **R&R of Thallapalli village (800 PDF):** 800/800 plots allotted. **Completed.**
	f. **R&R of Singapur & Guthedharpalli villages (963 PDF in Singapur & 136 PDF in Guthedarpalli): Singapur:** 963 plots allotted. **Guthedarpally:** 136 - plots allotted. **Completed.**
	g. **R&R Dubbapalii (120 PDF):** Action is to be initiated.
	7. **Drilling of 6 Nos. large dia. (24") boreholes: Completed** & two 300 HP pumps working.
	8. **CHP:** All works completed & PWWLS commissioned on13.01.2020.
	9. **Rly. Line to STPP (21.175Km**): Single track line completed. 1st coal load taken on 01.08.2018.
	10.**OBR:** OBR commenced from 01.06.2013.
	11.**Coal Production:** Production from the projects has started from 1.08.2013 1. 2013-14 = 1.45 MT 2. 2014-15 = 2.54MT 3. 2015-16 = 2.70 MT 4. 2016-17 = 2.03 MT 5. 2017-18 = 2.57 MT 6. 2018-19 = 2.98 MT 7. 2019-20 = 2.97 MT 8. 2020-21= 2.09 MT

2. INDARAM OCP PROJECT:

	A) Date of sanction	: 04.07.2011 & RCE: 19.8.2017
	B) Financial Progress:	
	1) Sanctioned capital	: Rs. 162.76 Cr. & RCE: Rs. 349.28 Cr.
	2) Total Capital Outlay	: Rs. 358.43 Cr.
	3) Cumulative expenditure up to Feb, 22	: Rs. 306.11 Cr. (Provisional)
	4) Now anticipated cost	: Rs. 349.28 Cr.
	5) Status of RCE	: RCE approved on 19.8.2017.
	C) Physical Progress:	
	1) Ultimate Capacity	: 1.2 MTPA
	2) Anticipated year of completion	: 2021-22
	3) Production in 2021-22 up to Feb, 2022	: 1.46 MT

	4) Overburden removal in 2021-22 up to Feb, 2022	: 15.65 M Cum
D) General Status in brief as on 28.02.2022:		
Project was held up due to Villagers & Political leaders are opposing the OC project. RCE is approved by Board on 19.08.2017, with changed parameters as socio-political atmosphere is improved. Project grounded during 2020-21.		
1. **Mining plan:** Approved on 17.09.2017. Integrated (IK-OC & IK-1A) MP was approved by MoC on 23.09.2019.		
2. **Environmental clearance:** Obtained for 1.50 MTPA (Peak) on 31.07.2008. Revised EC for 2.00 MTPA to be obtained. PH for IK - 1A (violation) conducted on 24.08.2021. Form-2 submitted on 10.02.2022 & EDS sought. EDS to be submitted.		
3. **Private Land-Ac. 1031-26gts:** Requisition submitted on 02.11.2016. SD & Enjoyment survey completed by Sep'19. Valuation of Trees & Structures completed. On 28.12.2019, finalised rate/Acre. PD published on 23.12.2019. Fund of Rs. 232.89 Cr. deposited on 17.02.2020. Indaram - award passed to an extent of Ac. 616-27gts (except Endowment land Ac. 7-23gts, for the want of NoC from Hon'ble High Court). Tekumatla - award passed to an extent of Ac. 357-06½gts; Kachanpalli - award passed to an extent of Ac. 50-09½gts; Total Consent award passed to an extent of Ac. 1024-03gts.		
4. **Diversion of 400Kv OHT lines (Power grid):** Funds deposited on 21.08.2020. Work commenced from 21.12.2020. Line shifting Completed and new line charged on 26.11.2021. Removal of old towers completed on 25.02.2022.		
5. **Diversion of 400Kv OHT lines (TS Transco): Completed.**		
6. **Bridge on Highway:** Work for construction of RUB commenced from 23.11.2019 & traffic diverted from 17.02.2020. Piling work completed. Raft for Bridge & Ramp side wall construction work is under progress.		
7. **Embankment around Quarry**: 2.70Km length bund, 0.6m depth bottom soil removed and 1.5m depth key trench completed along the Godavari River. Bund raised upto 837.00m RL from chainage 3200m to 4900m all along Godavari. Bund raised upto 835.00m RL from chainage 3200m to 2200m all along Godavari. NIT floated and works to be awarded.		
8. **Drilling of large dia. BHs (3 Nos.):** Two Borehole completed, pumps erected & commissioned. 3rd BH to be taken up.		
9. **CHP (PWTLS):** Completed & inaugurated on 29.11.2021.		
10. **P&M**: Required HEMM procured.		
11. **Commencement of OBR:** OBR commenced from 15.05.2020.		
12. **Commencement of Production**: Commenced from 29.10.2020 & achieved 1.00 MT during 2020-21.		

3. RCE OF KONDAPURAM UNDERGROUND MINE:

A) Date of sanction/ RCE		: 19.12.2008/ 11.03.2016
B) Financial Progress:		
	1) Sanctioned capital(up to construction period) RCE	: Rs. 293.11 Cr. (Department option) : Rs. 56.88 Cr.(Outsourcing option)
	2) Total Capital Outlay	: Rs. 447.21 Cr.
	3) Cumulative expenditure up to Feb, 22	: Rs. 203.29 Cr. (Provisional)
	4) Now anticipated cost	: Rs. 293.11 Cr. (Department option) : Rs. 56.88 Cr. (Outsourcing option
	5) Status of RCE	: Approved on 11.03.2016
C) Physical Progress:		
	1) Ultimate Capacity	: 0.70 MTPA
	2) Anticipated year of completion	: 2021-22

	3) Production realization in 2021-22 up to Feb, 2022	: 0.09 MT
	D) General Status in brief as on 28.02.2022:	
	1. **Mining plan:** Approved on 02.11.2018.	
	2. **Environmental clearance:** Obtained on 05.03.2010 @ 0.54 MTPA & for obtaining 0.92 MTPA, EPH is to be conducted.	
	3. **Forest Land:** 477.03 Ha (UG rights): Obtained on 18.5.2015.	
	4. **Forest land:** 10.50 Ha (Surface rights): Obtained on 06.01.2016.	
	5. **Drivage of Punch entries:** Completed.	
	6. **Power Supply:** Power line and Substation (33/3.3KV): Completed.	
	7. **Installation of Conveyors:** Gear Head (55Kw) and cross belt (22Kw): Completed.	
	8. **P&M:** LHDs (2 Nos.) received and commissioned. Diverted to GDK 1&3 and Adriyala (one each).	
	9. **Approach road to Mine entries:** Work commenced from 16.08.2019 & completed.	
	10. **Drivage of Inclines:** Open excavation & arching: Completed.	
	11. **Tunnels:** Drivage of tunnels completed & galleries drivage is under progress.	
	12. **Commencement of Production:** Production through punch entries commenced from 11.07.2015.	
	13. **Infrastructure:** Agent/Manager office, work is under progress. Other buildings completed.	
	14. **In-door and outdoor Sub –Station:** Completed.	
	15. **CM**: LOI issued on 11.08.2018. CM operations commenced from 30.10.2019 at punch entry district.	
	The project was delayed due to delay in Diversion of forest land.	

4. RCE of RAMAGUNDAM OC-II EXTENSION PROJECT:

	A) Date of sanction	: FR: 30.12.2009 & RCE: 16.11.2015
	B) Financial Progress:	
	1) Sanctioned capital	: FR: Rs. 418.97 Cr.; RCE: Rs. 489.62 (Excluding WDV of existing facilities for Rs. 155.43 Cr. & actual exp. of Rs. 57.98 Cr.)
	2) Total Capital Outlay	: FR: Rs. 896.32 Cr. & RCE: Rs. 1200.04 Cr.
	3) Cumulative expenditure up to Feb, 2022	: Rs. 416.07 Cr. (Provisional)
	4) Now anticipated cost	: Rs. 489.62 Cr.
	5) Status of RCE	: RCE is approved on 16.10.2015.
	C) Physical Progress:	
	1) Ultimate Capacity	: 4.00 MTPA
	2) Anticipated year of completion	: 2022-23.
	3) Production in 2021-22 up to Feb, 2022	: 2.79 MT
	4) Overburden removal in 2021-22 up to Feb, 2022	: 27.97 M Cum
	D) General Status in brief as on 28.02.2022:	
	1. **Forest Land (333.48Ha.): Completed.**	
	2. **EC:** Obtained for 4.50 MTPA (peak) on 27.04.2010.	
	3. **Non Forest land (1525-47 Ha):** Land acquired - 1102.42 Ha. Land to be acquired - 423.05 Ha.	

	4. **R&R: Rachapalli-572, Akkepalli-780, Ladnapur-721, Vakeelpalli-202, Adivarampet-200, Budavarampet-800: Total=3275.** **Rachapalli Ladnapur & Akkepalli villages**: SES was conducted for Rachapalli, Ladnapur & Akkepalli villages and draft SES published. SES for Akkapalli is completed. **R&R center for Rachapalli PDF**: Land for R&R Center for Rachapalli village is identified in Govt. & Govt. assigned land Ac. 283-00gts at Bittupalli. Development completed in phase-I for 734 plots. Plots allotment for Rachapally PDF (209) is in progress. Development in Phase-II for Akkepally PDF is under progress.
	5. **R&R Center for Ladnapur PDF:** R&R site identified at Centenary Colony. Development works are under progress. Expected to allot plots by Mar'22.
	6. **Adivarampet & Budavarampet villages**: SES to be conducted for Adivarampet & Budavarampet villages. But villagers are not co-operating for enumeration and SES. However this land is required at later stages of the project.
	7. **R&R Development at Bittupally**: Development of 734 plots for Rachapally PDF completed and allotment of plots (209) is in process. Development in Phase-II for Akkepally PDF: Development works are under progress.
	8. **Diversion of L-6 Canal (Phase-I):** Diversion completed.
	9. **Manthani Road Diversion:** Diversion will be taken up after land acquisition and shifting of Ladnapur Village.
	10. **OBR:** OB removal is in progress.
	11. **Coal Production:** Coal production commenced from 01.01.2010. 1. 2010-11=3.25 MT 2. 2011-12=2.14 MT 3. 2012-13=1.05 MT 4. 2013-14=0.73 MT 5. 2014-15=0.70 MT 6. 2015-16=1.50 MT 7. 2016-17=1.86 MT 8. 2017-18=1.93 MT 9. 2018-19=2.16 MT 10. 2019-20=2.37 MT 11. 2020-21=2.52 MT
	In view of abnormal increase in cost of land and R&R, RCE is approved on 16.10.2015.

5. RCE of KISTARAM OCP:

	A) Date of sanction		: FR : 01.11.2010 & RCE: 04.03.2017
	B) Financial Progress:		
		1) Sanctioned capital	: Rs. 242.29 Cr. & RCE: Rs. 164.04 Cr.
		2) Total Capital Outlay	: Rs. 143.90 Cr.; RCE: Rs. 360.33 Cr.
		2) Cumulative expenditure up to Feb, 2022	: Rs. 62.78 Cr. (Provisional, after REC of Rs. -124.48 Cr.)
		4) Now anticipated cost	: Rs. 164.04 Cr.
		5) Status of RCE	: RCE approved on : 04.03.2017
	C) Physical Progress:		
		1) Ultimate Capacity	: 2.00 MTPA
		2) Anticipated year of completion	: 2021-22
		3) Production in 2021-22 up to Feb, 2022	: 1.84 MT
		4) Overburden removal in 2021-22 up to Feb, 2022	: 11.12 M Cum
	D) General Status in brief as on 28.02.2022:		
	1. **Mining plan**: Obtained on 21.03.2014.		

	2. **Mining lease:** Prior approval given by MoC on 21.03.2014. State Govt. issued GO on 05.07.2019.
	3. **Environment clearance:** Obtained for 2.00 MTPA on 18.06.2019. CFE obtained on 20.07.2019. CFO obtained on 18.10.2019.
	4. **Forest Land (285.44Ha):** State Govt. issued GO on 20.05.2019.
	5. **Non - Forest Land Requisitioned: Private land (Ac. 91-29gts):** PN published on18.12.2017. Possession taken for Ac. 85-16gts as on 31.01.2021. Ac. 06-13gts-Possession will be taken after shifting PDF to R&R centre.
	6. **Govt. land (Ac. 106-35gts+ Ac. 79-30gts.):** Requisition submitted on 27.03.2015. SD & enjoyment survey completed. Possession taken for Ac. 152-12¼gts as on 31.01.2021. Tank/Road/Sikam Land (free from encroachment) - Ac. 20-05¾gts. Ac. 5-11gts, Possession will be taken after shifting of PDF to R&R centre, which is under development. Ac. 18-20gts - Balance land (disputed land). SDC inspected site on 17.03.2020. PN published on 07.07.2020. Award enquiry completed on 02.9.2020. On 28.12.2020, amount disbursed to land owners. Possession given on 05.07.2021.
	7. **R&R details (160 PDF):** R&R site is identified at Cherukupalli. SES completed on 01.02.2018. Draft R & R Plan is to be prepared and to be published. PN published on 22.10.2018. Award enquiry completed. DLNC Meeting held on 16.04.2019 at O/o Collector, KMM & compensation finalised @ Rs. 16.50 Lakh/Acre for Ac. 14.05gts. On 15.05.2019, demand received from Collector for Rs. 2.43 Cr. & money disbursed to land owners on 11.06.2019. Possession of land taken on 04.07.2019 & tenders awarded for development works. Site leveling work is in progress. Draft R&R plan published in the village on 01.09.2020. Gramasabha conducted on 18.09.2020. R&R plan approved on 13.11.2020. Development works are in progress. R&R package @ Rs. 7.61 Lakh/PDF paid in Aug'21 for 165 PDF. Construction of Houses by PDF is in progress.
	8. **Power supply arrangement:** Rs. 48.00 Lakh deposited to TSNPDCL & temporary power charged on 06.01.2020. Rs. 4.50 Cr. deposited on 14.10.2019 for dedicated power supply from Penuballi 33Kv Substation to JVR OCPs, Kistaram OCP and SCCL Quarters. Contract awarded by TSNPDCL & Work is under progress.
	9. **OBR:** OBR Commenced from 18.10.2019.
	10. **Coal Production:** Commenced from 15.02.2020 & achieved is; **8** 2019-20 - 0.19 MT **9** 2020-21 - 1.38 MT

6. RCE of JVR OCP II:

	A) Date of sanction	: FR : 04.07.2011 & RCE: 26.08.2016; RCE II: 13.03.2019
	B) Financial Progress:	
	1) Sanctioned capital	: Rs. 437.51 Cr. & Rs. 473.22 Cr. (RCE II)
	2) Total Capital Outlay	: Rs. 1261.65 Cr.
	2) Cumulative expenditure up to Feb, 2022	: Rs. 245.94 (Provisional, after REC of Rs. -789.33 Cr.)
	4) Now anticipated cost	: Rs. 473.22 Cr.
	5) Status of RCE/RFR	: Approved on 26.08.2016
	C) Physical Progress:	
	1) Ultimate Capacity	: 10.00 MTPA
	2) Anticipated year of completion	: 2021-22
	3) Production in 2021-22 up to Feb, 2022	: 6.74 MT
	4) Overburden removal in 2021-22upto Feb, 2022	: 34.35 M Cum
	D) General Status in brief as on 28.02.2022:	

1.	**Mining Plan:** MP for 10 MTPA was approved on 11.02.2019.
2.	**Environment Clearance**: EC for 10 MTPA obtained on 11.10.2021.
3.	**Mining lease:** Obtained on 03.11.2016.
4.	**Forest Land (776.20Ha):** Stage II on 30.5.2017. State Govt. issued G.O on 07.07.2017.
5.	**Non Forest land (686.80 Ha as per RCE): Private Land - 563.45 Ha & Govt. land – 123.35 Ha. Acquisition of Private land (Ac. 94-07gts. of Kistaram (dump yard):** Completed.
6.	**Acquisition of Private land (Ac. 489-04gts. of Kommepalli):** 09 land owners filed Writ Petition No. 21315/ 2017 on 20.06.2017 in Hon'ble High Court, Hyd. challenging the Awards passed by Lok Adalat, KMM in respect of certain Survey Numbers. Hon'ble High Court issued orders to maintain Status-quo. On 28.11.2017, Hon'ble Prl. Dist. & Sessions Judge, KMM referred the case to Hon'ble High Court, Hyd. to pass appropriate orders on the Award. On 30.04.2018, Hon'ble high Court directed Dist. Judge to disburse amounts by 30.06.2018. During trail hearing on 30.07.2018, Dist. Judge informed that compensation would be disbursed for about Ac.309-00gts by 16.08.2018 on filing of individual Cheque Petitions. On 31.07.2018, GM, Kgm & GM(Est) met Dist. Judge, KMM for disbursement of payments**.** On 31.8.2018, Dist. Judge, KMM instructed the concerned to withdraw the amount for disbursement to the land owners for an extent of Ac. 235-00 gts, who got Hon'ble High Court Orders (99 land owners). Further, for Ac. 110-00gts, land owners have to approach the High Court to get the similar orders for compensation (28 land owners). On 30.09.2018 individual writ petitions' submitted at Dist. Judge, KMM by land owners for an extent of Ac. 124-00gts. Dist. Judge, KMM disbursed compensation during 2nd week of Jan'19 for an extent of Ac. 238-00gts of Patta Land of Kommepalli village. Balance Ac. 63-00gts, the land owners are submitting individual Cheque Petitions in the Dist. Court. For remaining extent of Ac. 125-10gts Patta Land, award enquiry is under process at Dist. Judge KMM. Case heard on 29.07.2021 and it was transferred to Hon'ble Addl. Dist. Judge's Court, STPL. Case heard on 15.02.2022 and posted to 22.03.2022. The Addl. Dist. Judge, STPL has to pass awards after clearing the title disputes. Tahsildar, Sathupalli has handed over Ac. 489-04gts to SCCL on 24.09.2021 by Panchanama.
7.	**Kommepalli Village Site (Ac 23-07gts) R&R: Completed.**
8.	**Govt. land (Ac 304-27gts):** Ac. 260-26gts land is under possession of SCCL. Remaining land is required at later stages.
9.	**R&R details (229 PDF) (Kommepalli):** R&R approved for 229 PDF by Commissioner, R&R. RDO, Kallur, disbursed the R&R entitlements to the PDF of Kommepalli on 28.08.2018 to 30.08.2018**.** On 02.10.2018, RDO, Kallur handed over house plots to PDF. Development of R&R centre completed & PDF are constructing houses at R&R centre.
10.	**CHP: <u>Conventional CHP:</u>** Work commenced from 18.04.2019. 1/3 streams commissioned & 2 streams are under progress. **<u>Hiring of mobile crushers:</u>** PO released on 09.07.2019. Machine commissioned on 11.11.2019.
11.	**<u>Construction of CHP under EPC mode:</u>** PO released on 19.04.2019. The Firm commenced work from 01.11.2019. Scheduled completion is 18 months from Zero date i.e. from 01.11.2019 to 31.04.2021. Due to Covid-19, CHP is expected to be commissioned by Mar'22.
12.	**Railway line between Bhadrachalam Road to Sattupalli (53.20Km &Rs. 704.31** Cr.): Present revised project cost as per Railway Board (28.02.2020): Rs. 927.94 Cr. SCCL Share: Rs. 618.55 Cr. Amount deposited to SCR by SCCL: Rs. 618.55 Cr. Track completed so far: 40 Km. Probable date of completion of the project: 31.03.2022 Up to Bhavanapalem (39.25 Km) by Feb- 2022. (Construction of 03 (06) bridges is under progress). The balance track completion up to Sathupally by Mar-2022.
13.	**OBR:** OB removal commenced from 1st Sept, 2017.

	14. **Coal Production:** Production commenced from 31.10.2017. 1. 2017-18 = 0.75 MT 2. 2018-19 = 2.96 MT 3. 2019-20 = 4.83 MT 4. 2020-21 = 4.76 MT

7. KASIPET – 2 Incline:

	A) Date of sanction		: FR : 04.07.2011
	B) Financial Progress:		
		1) Sanctioned capital	: Rs. 60.18 Cr.
		2) Total Capital Outlay	: Rs. 57.86 Cr.
		2) Cumulative expenditure up to Feb, 22	: Rs. 55.46 Cr. (Provisional)
		4) Now anticipated cost	: Rs. 60.18 Cr.
		5) Status of RCE/RFR	: Not required.
	C) Physical Progress:		
		1) Ultimate Capacity	: 0.47 MTPA
		2) Anticipated year of completion	: 2021-22
		3) Production in 2021-22 up to Feb, 2022	: 0.06 MT
	D) General Status in brief as on 28.02.2022:		
	1. **Mining Plan**: Approved on 01.01.2015.		
	2. **Environment Clearance:** Obtained for 0.47 MTPA on 11.05.2015.		
	3. **NF Land required (33.08 Ha.). Completed**.		
	4. **Tunnels: Completed @ 211.30m & 226.60m**. Coal production commenced from 23.01.2019.		
	5. **Power supply – Completed**		
	6. **Surface infrastructures: Completed by Aug'19.**		
	7. **Surface Bunker:** Work commenced from 11.12.2017 & **completed.**		
	8. **Sinking of Air Shaft (61m):** Completed in Apr'21.		
	9. **Construction of Fan house & erection of Fan:** Construction of fan house is under progress.		
	10. **Stowing Plant:** Action to be initiated at later stages.		
	11. **Road Diversion: Completed**.		
	12. **Coal production:** Coal production **c**ommenced from 23.01.2019 & achieved is; 1. 2019-20 - 0.043 MT 2. 2020-21 - 0.05 MT.		

8. RCE OF KK OCP:

	A) Date of sanction FR/ RCE		: FR/RCE : 24.07.2012/ 11.03.2016
	B) Financial Progress:		
		1) Sanctioned capital FR/RCE	: Rs. 417.33 Cr./ Rs. 384.32 Cr.
		2) Total Capital Outlay	: Rs. 493.18 Cr.
		2) Cumulative expenditure up to Feb, 2022	: Rs. 168.51 Cr. (Provisional)
		4) Now anticipated cost	: Rs. 384.32 Cr.
		5) Status of RCE/RFR	: RCE approved on 11.03.2016.
	C) Physical Progress:		
		1) Ultimate Capacity	: 1.75 MTPA

		2) Anticipated year of completion	: 2021-22
		3) Production in 2021-22 up to Feb, 2022	: 1.56 MT
		4) Overburden removal in 2021-22 up to Feb, 2022	: 16.75 M. Cum
	D) General Status in brief as on 28.02.2022:		
	1. **Mining Plan:** Approved on 25.11.2014		
	2. **Mining Lease:** Covered under NGML valid for further 20 years.		
	3. **Environment Clearance**: Obtained for 2.00 MTPA (peak) on 19.03.2015.		
	4. **NF Land required (Ac. 1999-32gts as per FR**): Acquired: Ac. 1516-06gts, Balance to be acquired: Ac. 483-26gts A) **Ac.121.26gts:** PN & PD published and to be prepared the Award by the RDO/LAO, BPA. Tahsildar, Kasipet submitted spot inspection report & stating that only an extent of Ac.76-25gts. (Out of 121-26) is under occupation of the individuals. Ex-gratia fixed @ 3,00,000/- per Acre and Proceedings sent to DC, MNCL on 22.01.2022 by the RDO, BPA. To be approved by the DC, MNCL. B) **Ac. 60-30gts:** Tahsildar, Kasipet submitted spot inspection report & stating that only an extent of Ac. 60-30gts. is under occupation of the individuals. PN proposals sent to the DC, MNCL on 24.11.2021 & approved on 03.01.2022, published on 01.02.2022.		
	5. **Status of R&R of Dubbagudem Village (Patta Land Ac. 25-33gts - 410 PDF):** Enjoyment & SES completed on 22.05.2019 (Structures land: Ac. 8-20gts & Agriculture land: Ac.17-13gts i.e. Total land = Ac. 25-33gts & Total houses-243). PN published on 08.02.2020 for Ac. 08-20gts of structures land & on 24.03.2020, for agriculture land of Ac.17-13gts. PD published on 02.04.2021 for Ac.17-13gts & Ac. 08-20gts on 20.06.2021. Estimation of trees & houses completed and report is under scrutiny. On 23.11.2021, Award enquiry conducted by the RDO, BPA. The Award to be passed.		
	6. **Development of R&R centre (Ac. 32-06gts) at Peddanapalli Village for Dubbagudem 410 PDF:** Award passed on 17.05.2021 and land handed over to SCCL. RDO, BPA requested the GM, MM on 25.10.2021 to furnish the Layout Map of Plots with an extent of 200 Sq.yds for distribution to the each PDF of Dubbagudem village. The Layout map submitted to the RDO, BPA for onward transmission to Gram Panchayat authorities. On 24.12.2021 a Gramasabha was conducted at Dubbagudem village in the supervision of the Addl. Collector, MNCL, RDO, BPA & GM, MM and constituted the R&R committee to finalized the process of R&R Scheme. The villagers of the Dubbagudem has requested to the Addl. Collector to allot the land to an extent of 240 yards (02Guntas) for each family & decision to be taken in this regard.		
	7. **Diversion of Road (5.48 Km) Part-A:** Bridges and road work completed in Dec'21		
	8. **Diversion of Road (5.57Km) Part-B** - R&B awarded the work & commenced from 04.11.2020. Work is under progress.		
	9. **Procurement of HEMM**: Required HEMM procured.		
	10. **OBR:** OB removal commenced from 21.04.2017.		
	11. **Coal Production:** Coal production commenced. 1. 2017-18 = 1.01 MT 2. 2018-19 = 0.80 MT 3. 2019-20 = 1.75 MT 4. 2020-21 = 1.34 MT		

9. <u>KTK OC-2:</u>

	A) Date of sanction		: FR : 14.05.2015, RCE: 19.8.2017
	B) Financial Progress:		
		1) Sanctioned capital	: Rs. 427.46 Cr. RCE: 442.42 Cr.
		2) Total Capital Outlay	: Rs. 368.23 Cr.
		3) Cumulative expenditure up to Feb, 22	: Rs. 127.15 Cr. (Provisional)

		4) Now anticipated cost	: Rs. 442.42 Cr.
		5) Status of RCE/RFR	: RCE approved on 19.8.2017
	C) Physical Progress:		
		1) Ultimate Capacity	: 1.25 MTPA
		2) Anticipated year of completion	: 2018-19
		3) Production realization in 2021-22 up to Feb, 2022	: 0.94 MT
		4) Overburden removal in 2021-22 up to Feb, 2022	: 14.29 M. Cum
	D) General Status in brief as on 28.02.2022:		
	1. **Mining plan**: Approved on 26.07.2016.		
	2. **Environment clearance**: Obtained for 1.50 MTPA (peak) on 26.10.2016.		
	3. **NF Land required (668.23 Ha.).** 594.65 Ha is under possession. **Govt. Land (Ac. 55-03gts) –Required for R&R:** Survey is to be taken up **Govt. Land (Ac. 23-25gts) -** PN published on 14.01.2022. **Pvt. Land (Ac. 75 - 21gts) -:** PN published on 14.01.2022.		
	4. **R & R Status (922 PDF and 125 PAF):** Gaddiganipalli, Faqeergadda and Balajinagar villages have to be rehabilitated. R&R site is identified at SCCL land at Chelpur village, Ghanpur, Mandal. Note sent for approval.		
	5. **Power supply arrangement (33 Kv line)**: New H.T line commissioned and charged.		
	6. **Diversion of Nallah: Completed**.		
	7. **Diversion of road**: **Completed**.		
	8. **CHP construction: Completed.**		
	9. **Procurement of HEMM**: Required HEMM procured.		
	10. **OBR:** OB removal commenced by contractor from 01.09.2017.		
	11. **Commencement of Production:** Coal production commenced from 22.02.2018. 1. 2017-18 = 0.34 MT 2. 2018-19 = 0.65 MT 3. 2019-20 = 1.27 MT 4. 2020-21 = 1.14 MT		

10. <u>KTK OC III</u>:

	A) Date of sanction		: 04.03.2017
	B) Finan B) Financial Progress:		
		1) Sanctioned capital	: Rs. 413.84 Cr.
		2) Total Capital Outlay	: Rs. 530.83 Cr.
		3) Cumulative expenditure up to Feb, 2022	: Rs. 290.90 Cr. (provisional).
		4) Now anticipated cost	: Rs. 413.84 Cr.
		5) Status of RCE/RFR	
	C) Physical Progress:		
		1) Ultimate Capacity	: 2.50 MTPA
		2) Anticipated year of completion	: 2021-22
		3) Production in 2021-22 up to Feb, 2022	: 0.28 MT
		4) Overburden removal in 2021-22 up to Feb, 2022	: 13.19 M. Cum
	D) General Status in brief as on 28.02.2022:		
	1. **Mining plan**: Approved on 19.11.2018.		
	2. **Mining lease (422.69 Ha NCBA):** State Govt. issued LoI/Memo on 10.07.2020.		
	3. **Environment clearance:** Obtained for 3.75 MTPA for OC & 0.48 for UG (peak) on 27.04.2020.		

	4. **Non forest land acquisition:** PN published for Ac. 411-01½gts on 05.05.2019. Consent obtained @ Rs. 15 L/Acre from villagers. Award enquiry conducted on 19/20.03.2020 & Rs. 64.04 Cr. deposited to DC. Award passed by DC & compensation disbursed on 10.06.2020. Ac. 357-00gts possessed in Mar'21. Ac 37-01½gts, amount disbursed to land owners during May'21. PN published for another Ac. 412-22gts on 03.02.2020. Rs. 71 Cr. Deposited. Declaration published on 31.01.2021. Award enquiry conducted from 23.02.2021 to 25.02.2021. Award passed for Ac. 416-03gts & compensation disbursement completed for Ac. 416-03gts. **Ac. 522-35gts:** PN published on 01.07.2021. Rs.82.47 Cr. Fund deposited with DC on 27.12.2021. Declaration published for Ac. 508-30gts on 08.01.2022. Award enquiry conducted from 29.01.2022 to 01.02.2022. Award to be passed. **Ac. 333-26gts:** PN published on 12.02.2022.
	5. **R&R:** R&R of Madhavaraopalli @181 PDF completed & village handed over.
	6. **CHP:** Erection of Mobile Crusher completed in Jan'21. Construction of permanent CHP (PWTLS) will be taken up later.
	7. **Diversion of transmission line:** Work completed on 20.02.2020.
	8. **Diversion of Road for Coal Transportation and Service road (1.80 KM)**: Completed in Jan'21.
	9. **OBR:** OBR commenced from 15.07.2020.
	10. **Coal production:** Commenced from 05.03.2021 & achieved 0.016 MT during 2020-21.

11. <u>Godavarikhani Coal Mine (No. 2 & 2A and No. 5)</u>:

	A) Date of sanction	: FR: 26.07.2019
	B) Financial Progress:	
	1) Sanctioned capital	: FR: Rs. 438.98 Cr.
	2) Total Capital Outlay	: Rs. 607.04 Cr.
	3) Cumulative expenditure up to Feb, 22	: Rs. 95.10 Cr. (Provisional)
	4) Now anticipated cost	: Rs. 438.98 Cr.
	5) Status of RCE	:
	C) Physical Progress:	
	1) Ultimate Capacity	: 3.00 MTPA
	2) Anticipated year of completion	: 2022-23
	3) Production in 2021-22 up to Feb, 2022	: 0.05 MT
	4) Overburden removal in 2021-22 up to Feb, 2022	: 3.52 M. Cum
	<u>D) General Status in brief as on 28.02.2022:</u>	
	1. **Mining plan:** Approved on 29.03.2019.	
	1. **Environment clearance:** EC issued on 01.12.2021.	
	2. **Mining Lease**: Available.	
	3. **Acquisition of Private land (Ac. 24-15gts required for Road & Nallah):** Possession taken on 28.01.2022.	
	4. **Acquisition of Govt. Land (Ac. 40-36gts):** Ac.6-15gts in Janagaon Village-At award stage. Ac.6-21gts of Mutyala village- Award passed on 13.08.2021 Ac.01-34 gts of Janagaon Village- SD & Enjoyment report awaited. Ac.23-15gts of Sundilla village- Possession taken.	

	5. **Acquisition of NFL (Ac. 186-19gts required for Quarry & Dump yard-Ac. 77-29gts, Private land + Ac.108-30gts, Govt. land):** Ac.17-23gts - Award passed on 13.08.2021. Ac.16-04gts - possession taken on 28.01.2022. Ac. 44-11gts: Enjoyment survey completed & report awaited (pending due to overlapping of village boundaries). Ac. 51-16gts - SD & enjoyment Survey completed & PD published on 17.12.2021 Ac. 57-00gts - SD & enjoyment Survey completed. DC referred to CCLA for the clarification regarding the overlapping the Village boundaries.
	6. **Govt. Land (Ac. 294-30gts):** As per the instructions of J.C Peddapalli, requisition submitted for demarcation of the lands on 29.01.2019, demarcation of the lands and report was submitted by Revenue Dept. Meeting was held with DC, Peddapalli on 09.03.2021 & DC advised RDO, to take up the detailed verification of the records for the said lands to finalize the issue.
	7. **Diversion of Road:** 8 Hume pipe Culverts & 5 Slab Culverts completed and further work is under progress.
	8. **Diversion of Nallah:** Work awarded on 04.05.2019.Work commenced during Dec'19 & is under progress.
	9. **Relocation of Main Magazine:** Location finalised near Upparlakesaram in SCCL land**.** Permission obtained from Chief Controller of Explosives, Chennai for construction of Magazine on 28.01.2021. Construction commenced from 22.04.2021.
	10. **Diversion of 33Kv TSNPDCL OHT Line:** Work is under progress.
	11. **Diversion of BSNL Tele Communication Cables:** To be taken up
	12. **Shifting of 33Kv outdoor Sub-station:** Construction completed.
	13. **Procurement of P&M:** Existing MOCP equipment will be utilized for some time.
	14. **OBR:** Commenced from 01.02.2022.
	15. **Commencement of Production**: Production commenced from 21.02.2022.

12. <u>Naini Coal Mine:</u>

	A) Date of sanction	: FR: 20.03.2020
	B) Financial Progress:	
	1) Sanctioned capital	: FR: Rs. 494.30 Cr.
	2) Total Capital Outlay	: Rs. 961.01 Cr.
	3) Cumulative expenditure up to Feb, 2022	: Rs. 137.86 Cr. (Provisional)
	4) Now anticipated cost	: Rs. 494.30 Cr.
	5) Status of RCE	:
	C) Physical Progress:	
	1) Ultimate Capacity	: 10.00 MTPA
	2) Anticipated year of completion	: 2023-24
	3) Production in 2021-22 up to Feb, 2022	: - ---MT
	4) Overburden removal in 2021-22 up to Feb, 2022	: - ---M.Cum
	<u>D) General Status in brief as on 28.02.2022:</u>	
	1. **Mining plan:** Approved on 29.03.2019.	
	2. **Environmental Clearance:** EC issued on 01.12.2021.	
	3. **Mining Lease**: 11(1) Notification uploaded in Gazette of India website on 26.06.2020. Thus the ML for the project is obtained.	
	4. **Acquisition of NFL (129.524 Ha):** SES completed in Nov'2021 by Nabakrushna Choudhary Centre for development studies. Agency submitted the report on 05.01.2022. The SES report has been submitted to Collector, Angul on 21.01.2022.	

	5. **Diversion of FL (783.275 Ha):** Stage-I obtained on 28.07.2021. Rs 105.78 Cr. deposited in ADHOC-CAMPA towards NPV, CA charges, Afforestation in safety zone area and Regional wild life Management Plan. Stage-I compliance report forwarded to MoEF & CC on 18.12.2021. MoEF & CC has sought additional information (ADS) on 13.01.2022. In compliance to the ADS, plans & schemes for Plantation, SMC & CA in safety zone area has been submitted to DFO, Angul on 31.01.2022 for approval. Forest dept. is insisting for preparation of SMC measures though LiDAR survey and Wildlife /elephant Management plan by the Wildlife Institute of India. The SMC plan & the Wildlife/Elephant Management plan may take time. Hence, requesting Forest dept. to accept undertaking from SCCL &forward the EDS compliance to MoEF.
	6. **Consultant for preparation of DPR for Railway siding:** M/s IRCON has submitted final FSR on 22.11.2020. It is under process for approval of ECO Railways.
	7. **DPR/Chhendipada-Jarpada road (25Km):** CE works submitted DPR on 22.10.2020 & estimates @ Rs. 18.00 Cr.
	8. **DPR for Strengthening of Chendipada-Nisha Road:** CE works submitted DPR on 22.10.2020 & estimates @ Rs. 36.00 Cr. Note approved to deposit Rs. 36 Cr. to R&B, Angul.
	9. **Consultant/design, supply, erection & commissioning of CHP (EPC):** To be taken up after appointment of MDO.
	10. **Diversion of Nallah:** DPR prepared and submitted to Angul irrigation Dept. on 10.06.2020. EIC (Engineer in Chief), DoWR has been requested to consider the matter on priority. NoC is expected in Mar'22.
	11. **Temporary Power supply (3 MVA) arrangement:** Proposal for establishing 3 MVA sub-station has been approved. Suitable contractors will be identified with the help of TPCODL.
	12. **Permanent Power supply arrangement for Naini (21 MVA) & New Pathrapara (30 MVA):** SR GM (CP), OPTCL submitted report on 30.06.2020, stating that the system is adequate for drawl of 21 MVA power form 220/33KV substation at Rengali (30Km from Naini Project). Officials of OPTCL and SCCL met the Tahasildar, Chhendipada to discuss regarding availability of land for establishing 220/33KV substation recently. Work will be taken up after completing the land acquisition and appointment of MDO.
	13. **68Km common Rail Corridor between Angul-Balaram- Putagadia-Jarapada:** Mahanadi Coal Railway Ltd., (MCRL), a JV company between MCL, IRCON & IDCO is constructing 68Km common Rail Corridor between Angul-Balaram- Putagadia-Jarapada (linking different Coal Blocks including Naini coal block) at an approximate cost of Rs. 1700 Cr. 6Km line completed out of 14Km between Angul to Balaram in Phase-I. MCRL shall take up the balance section i.e., 54 Km line in Phase-II &deposited Rs 9.50 Cr. to LAO towards establishment charges to commence NFL acquisition. Forest Dept. has issued Stage-I FC for diversion of AC. 310 forest land in Phase II.
	14. **Temporary Coal Evacuation arrangement:** Till the completion of MCRL railway line, it is proposed to utilize Kerejanga Railway siding for coal evacuation from Naini. Coal will be transported through existing SH-63 upto Majhika (32 Km) and then from Majika to Kerejanga siding through village road (8Km). Permission for SH-63 road for 22Km upto Nisha has been obtained. CE (DPI & Road) has been requested for preparation of DPR for improvement of addtional10Km up to Majhika. Dist Administration has been requested to facilitate for development of alternate road from Majihka upto Kerejanga 8.6Km. DRM, Khurda Div. has been requested for development of required infrastructure /rail line at Kerejanga.
	15. **Exploration -130 BH (58 BH in NFL & 72 BH in FL) & GR Preparation:** Total 80 Nos. (FL - 41 Nos. & NFL 39 Nos.) of bore holes completed @ 16,500 meterage (ordered qty). Revised GR to be prepared after obtaining BH data analysis.
	16. **OBR:** Commencement of OBR is expected from Apr'22.
	17. **Commencement of Production:** Coal production expected from May'22.

13. Venkatesh Khani Coal Mine:

	A) Date of sanction	: 03.10.2020
	B) Financial Progress:	
	1) Sanctioned capital	: Rs. 484.51 Cr.
	2) Total Capital Outlay	: Rs. 1423.65 Cr.
	3) Cumulative expenditure up to Feb, 22	: Rs. 27.34 Cr. (Provisional)
	4) Now anticipated cost	: Rs. 484.51 Cr.
	5) Status of RCE	: NA
	C) Physical Progress:	
	1) Ultimate Capacity	: 5.30 MTPA
	2) Anticipated year of completion	: 2022-23
	3) Production in 2021-22 up to Feb, 2022	: --- MT
	4) Overburden removal in 2021-22 up to Feb, 2022	: --- M Cum
	D) General Status in brief as on 28.02.2022:	
	FR of Venkatesh Khani Coal Mine (Conversion of VK No. 7 & PVK No. 5 Inclines to OC in a phased manner and Amalgamation of GK OC Mine) was approved by SCCL Board of Directors on 03.10.2020, vide minute No. 555:5.6.	
	1. **Mining plan:** Approved on 27.01.2020 by MoC.	
	2. **Environmental clearance:** ToR granted on 28.10.2021. Fresh BLD completed by Dec, 2021 & PH expected in Mar'22.	
	3. **Diversion of FL for Surface rights (649.3014 Ha):** Application submitted to PCCF on 28.02.2020. Survey of CA & Tree enumeration completed. On 08.10.2020, Advisor Forestry, CCF, DFO, KGM did site inspection. On 28.11.2020, FDO, KGM forwarded the proposal to DFO, Bhadradri Kothagudem. DFO forward to CCF on 28.11.2020 & CCF to PCCF on 04.12.2020 PCCF forward to State Govt. on 16.01.2021. State Govt. forwarded to MoEF & CC on 18.02.2021. On 08.03.2021 MoEF & CC sought certain info./clarification from state govt. On 17.04.2021, FDO, Paloncha and on 19.04.2021, FDO, Kothagudem sent EDS report to DFO, Kothagudem. CS, GoT issued non availability of CA land certificate on 03.06.2021 & the same was submitted to PCCF on 10.06.2021. On 29.06.2021, PCCF forwarded to State Govt. GoT cleared the file on 16.07.2021. Uploaded to MoEF (Parivesh) on 05.08.2021. MoEF has to instruct Regional Office, Hyderabad to conduct site inspection.	
	4. **Acquisition of Pvt. Land (1.32 Ha) for Road:** On 15.12.2020, application submitted to DC for acquisition of 1.32 Ha Pvt. land at Penagadapa village. SD Survey completed on 06.01.2021. PN published on 05.06.2021. PD published on 23.12.2021. Demand issued by LAO on 17.02.2022. Note is under circulation for fund approval.	
	5. **Acquisition of Govt. Land (25.75 Ha):** State Govt. granted SIA exemption. Alienation proposals submitted on 13.09.2021 to Secretary Energy Dept. Telangana.	
	6. **R&R (Maya Bazar & Vanama Nagar - 224 PDF):** State Govt. granted SIA exemption. Requisition submitted to DC on 27.04.2021. DGPS survey for boundary demarcation completed. Gramasabha was conducted on 30.10.2021. Socio economic survey completed from 11.11.2021 to 15.11.2021.	
	7. **Diversion of Road KGM to VJA (NH 30, 5.00Km):** NH Authority is taking up the work & Rs. 22.50 Cr. deposited. Work awarded to M/s. Srinivasa Edifice Pvt. Ltd on 24.06.2021. Work commenced from 24.12.2021.	
	8. **Diversion of OHT lines, SAP, Telephone, OFC, VTS, Signal & communication lines:** Diversion of OHT lines is under progress. Estimation received from BSNL. Money deposited to BSNL on 28.01.2022. Work to be started.	
	9. **Shifting RCHP/ RLY Siding:** Final NIT documents received & NIT under circulation. **RLY Siding:** DPR submitted for approval to SCR on 07.10.21 by RITES. M/S RITES is identified as PMC agency & they have started detailed estimation of various works involved.	

	10. **Shifting of Rudrampur Filter Bed**: Tender awarded on 27.07.2020 & work commenced from 23.10.2020. .
	11. **Diversion of Mission Bhagirada pipe line:** DE Mission Bhagiradha visited the site on 29.09.2020. Cost estimation for @ Rs 1.25 Crore was received from Mission Bhagiratha Authorities on 14.02.2022. Note to be initiated for deposit of funds.
	12. **Shifting GM office:** Tender floated & TCR under evaluation.
	13. **Shifting of Area Work shop:** Order issued on 08.07.2021 @ Rs.3.38 Cr. Work is under progress.
	14. **Commencement of OBR:** Expected from Jun'22.
	15. **Commencement of Production:** Expected from Sep'22.

14. <u>Goleti Opencast Mine:</u>

	A) Date of sanction	: 26.07.2021
	B) Financial Progress:	
	1) Sanctioned capital	: Rs. 345.60 Cr.
	2) Total Capital Outlay	: Rs. 397.87 Cr.
	3) Cumulative expenditure up to Feb, 22	: Rs. 28.68 Cr. (Provisional)
	4) Now anticipated cost	: Rs. 345.60 Cr.
	5) Status of RCE	: NA
	C) Physical Progress:	
	1) Ultimate Capacity	: 3.00 MTPA
	2) Anticipated year of completion	: 2024-25
	3) Production in 2021-22 up to Feb, 2022	: --- MT
	4) Overburden removal in 2021-22 up to Feb, 2022	: --- M Cum
	<u>D) General Status in brief as on 28.02.2022:</u>	
	Feasibility Report of Goleti Opencast Mine [Conversion of Goleti 1&1A Incline in to OC (up to 280m of UG Area) and amalgamation of Bellampalli Opencast II Expansion & Abbapur OCP], Bellampalli Area was approved by SCCL Board of Directors during meeting held on 26.07.2021.	
	1. **Mining plan:** Approved on 18.11.2020 by MoC.	
	2. **Environmental clearance:** EC is linked to BPA OC - II violation. Form – 1 of Goleti OC submitted on 23.02.2021. EDS-1 & EDS -2 issued and reply submitted EAC meeting held on 25.05.2021. EAC-Minutes issued on 07.06.2021 and the proposal was deferred. Meeting with MoEF & CC official held at Delhi on 17.06.2021 for clarification on Abbapur and BPA OCs. Informed that revalidation of Abbapur OC will be considered but show cause notice will be issued for BPA OC-II Exp, as it was not applied under violation category. Show cause notice issued on 28.07.2021 (received on 04.08.2021) & replied on 10.08.2021. Form-1 for BPA OC-II applied on 31.12.2021 in PARIVESH Portal but the proposal was rejected	

	3. **Diversion of FL for Surface rights (665.161 Ha):** FL application Uploaded on 24.12.2020. **<u>Asifabad Division (575.461 Ha):</u>** Sample plotting of tree enumeration was completed. CF, Adilabad along with DFO, KB Asifabad inspected on 07.07.2021. Part II Report is to be forwarded by the DFO, KB Asifabad to the CF, Adilabad. 16.12.2021: RDO KBA has submitted the Resolution of Divisional Level FRC to the District Collector for issuing of NoC as per RoFR Act. 14.01.2022: CA scheme for 1230 Ha of DFL was prepared and sent to PCCF for vetting. On 08.02.2022, CCF along with DFO, KB Asifabad has inspected Dorli OCP-1&2 and D-1 dump of Khairagura OCP with a view to consider the land as CA land. PCCF was requested to accept the non forest land of Dorli OCP-1&2 and D-1 dump of Khairagura OCP as CA land for the purpose of forest land diversions required for the SCCL projects. **<u>BPA Division (39.925 Ha):</u>** Tree enumeration completed. Part –II Report is to be forwarded by DFO, MNCL to CF, Nirmal. 30.12.2021: RDO, Bellampalli has submitted Grama Sabha resolution & Mandal level FRC to District Collector Mancherial for issuing NOC as per RoFR Act (Abbapur Village).
	4. **Acquisition of Pvt. Land (0.825 Ha):** To be taken up
	5. **Acquisition of Govt. Land (48.950 Ha):** To be taken up
	6. **Land for installation of Over land belt conveyor from Mine to CHP (5.393 ha):** To be taken up
	1. Acquisition of Pvt. Land (4.888 Ha): To be taken up
	2. Acquisition of Govt. Assigned Land (0.266 Ha): To be taken up
	3. Acquisition of Govt. Land (0.239 Ha): To be taken up
	7. **R&R (Sonapur - 60 PDF):** To be taken up
	8. **R&R (Goleti Township for Overland Conveyor - 20 PDF):** To be taken up
	9. **Diversion of Goleti-Khairagura OCP Road:** To be taken up
	10. **Diversion of Goleti-Madaram Road:** To be taken up
	11. **Other Roads:** To be taken up
	12. **Diversion of Narsapur Nallah (Phase-I) :** To be taken up
	13. **Diversion of Narsapur Nallah & Nallah at 975 RL (Phase-II):** To be taken up
	14. **Commencement of OBR:** Expected from Sep'22.
	15. **Commencement of Production:** Expected from Dec'22.

15. <u>JK Opencast Mine:</u>

	A) Date of sanction	: 10.12.2021
	B) Financial Progress:	
	1) Sanctioned capital	: Rs. 297.88 Cr.
	2) Total Capital Outlay	: Rs. 335.98 Cr.
	3) Cumulative expenditure up to Feb, 22	: Rs. 0.00 Cr. (Provisional)
	4) Now anticipated cost	: Rs. 297.88 Cr.
	5) Status of RCE	: NA
	C) Physical Progress:	
	1) Ultimate Capacity	: 2.00 MTPA
	2) Anticipated year of completion	: 2023-24
	3) Production in 2021-22 up to Feb, 2022	: --- MT
	4) Overburden removal in 2021-22 up to Feb, 2022	: --- M Cum
	<u>D) General Status in brief as on 28.02.2022:</u>	

	Feasibility Report of Jawahar Khani Opencast Mine (JK OC Mine) [Amalgamation of JK-5 OC and 21 Incline (conversion to OC), Yellandu Area was approved by SCCL Board of Directors during meeting held on 10.12.2021.
	1. **Mining plan:** Approved on 29.10.2020 by MoC.
	2. **Environmental clearance:** Linked to JK-5 OC violation: JK 5 OC, draft EMP submitted to TSPCB on 16.11.2020. PH in Bhadradri KGM Dist. conducted on 03.03.2021. PH in KMM Dist. conducted on19.03.2021. Form-2 submitted on 15.05.2021. EDS sought on 14.07.2021 & reply submitted on 23.07.2021. EAC for JK5 OC violation EC is held on 09.08.2021. Minutes issued on 29.08.2021 & ADS sought. ADS reply submitted on 28.01.2022. EAC held on 18.02.2022. Minutes awaited.
	3. **Diversion of FL for Surface rights (151.8519 Ha):** SCCL submitted application on 10.09.2020. PCCF forwarded proposals on 18.05.2021 (revised & including 45ha) to the FDO, Yellandu for further processing. CA Scheme prepared & forwarded to DFO, KGM by FDO, Yellandu on 08.10.2021. DFO forwarded the proposal to the CF, KGM on 11.10.2021. CF, KGM forwarded the proposal to PCCF. On the request of SCCL, PCCF revised the CA Scheme on 22.12.2021 for Rs. 20.63 Cr. Instead of Rs. 29.84 Cr. The revised CA Scheme has been prepared by DFO, Mahabubabad for Rs.23.74 Cr. & sent to PCCF on 27.01.2022 for Vetting. On 17.02.2022, requested PCCF & HoFF to accept rehabilitated NFL (JK 5 OCP, Yellandu) as CA LAND against diversion of forest land of 151. 8517 Ha. In this regard, Forest officials inspected rehabilitated dumps on 16.02.2022.
	4. **Acquisition of Govt. assigned Land (64.14 Ha) Required for Quarry:** To be taken up
	5. **Acquisition of Govt. assigned Land (18.63 Ha) Required for Road & infrastructure Area:** To be taken up
	6. **Acquisition of Govt. assigned Land (11.36 Ha) for Safe Barrier:** To be taken up
	7. **Shifting of HT Lines (2 Nos. of 33 KV HT lines):** Estimation @ Rs. 3.66 Crore received from Electrical Dept, NPDCL, Yellandu. Note for fund provision is under circulation from 10.02.2022.
	8. **Power supply Arrangements:** To be taken up
	9. **Road for OB transport:** To be taken up
	10. **Diversion of Karepally Road:** To be taken up
	11. **CHP(Warf Loading Arrangements):** To be taken up
	12. **Railway Siding:** To be taken up
	13. **Commencement of OBR:** Expected from Sep'22.
	14. **Commencement of Production:** Expected from Dec'22.

9.3.1 NUMBER OF OPERATING MINES AS ON 28.02.2022:

MINE	NUMBER
UG	24
OC	20
TOTAL	**44**

सत्यमेव जयते
Government of India

MINISTRY OF COAL

O/o Deputy Director General

A-Wing, 5th Floor, Lok Nayak Bhavan,

Lok Nayak Bhavan, New Delhi- 110003